

Volume 2, Issue 5, 2004

May 2004

# Northwest Native Plant Journal

(formerly NW Native  
Plant Newsletter)

A Monthly Web  
Magazine



**Lewisia:**  
Meriweather Lewis'  
Colorful Legacy

How the Dogwood  
got it's name

Valuable Plant Information  
on the Internet



Lacy White Flowers:

Good, Bad or  
Deadly?

Published by The Wild Garden: Hansen's Northwest Native Plant Database

# Northwest Native Plant Journal

## A Monthly Web Magazine

(formerly NW Native Plant Newsletter)

---

### Departments

About this Monthly Web Magazine.....	3
On the Cover of our Journal.....	4
Do you know this rare plant? Correctly identify and get a treat! (Botanical names only).....	5
To Do list for native plants.....	6
Coming next month.....	31
Personal notes from Wally.....	32
Additional about trees.....	34



### Contents

Lewisia: Historic Plants of the NW	
Story by Wally Hansen, Native Lily Photos by Don Eastman.....	7
How the Dogwood Got it's Name	
Article by Jennifer Rehm.....	14
Lacy White Flowers	
Good, Bad or Deadly?.....	16
Useful Plant Databases on the Web	
Native Plant Internet Resources.....	28

Jennifer Rehm, Editor, author, webmaster for  
The Wild Garden: Hansen's Northwest Native Plant Database  
website: [www.nwplants.com](http://www.nwplants.com)  
e-Mail: [chillipepper6@comcast.net](mailto:chillipepper6@comcast.net)

---

All rights reserved. This entire publication Copyright © 2012 The Wild Garden: Hansen's Northwest Native Plant Database. No part of this work may be reproduced or used in any form or by any means--graphic, electronic, or mechanical--without the written permission of Jennifer Rehm, The Wild Garden, except for reviewers who may quote brief passages. Any request for photocopying, recording, taping or information storage and retrieval systems of any part of this publication shall be directed in writing to the publisher: Jennifer Rehm, The Wild Garden: Hansen's Northwest Native Plant Database.

---

# About this Web Magazine

This Journal was created under the direction of Wally Hansen – a dedicated Grower, Aficionado and Passionate Lover of Northwest Native Plants.

This Journal is not 'commercial.' Our goals are:

A — To generate interest, even passion, concerning the magnificent Native Plants of the Pacific Northwest.

B — To help you create your own Native Plant Gardens, large or small, for home or work.

C — To help you propagate and “grow on” those species that interest you the most.

D — To inform both Home Gardeners and interested Professionals of many disciplines concerning trends and news items from my little corner of the world.

E — To help the reader enjoy native plants more by understanding the historical and cultural role of native plants (i.e.—use by Native Americans, Pioneers, Early Botanists, etc.).



Lewisia Columbiana  
Watercolor © Heidi Hansen





# On the Cover

**The Art:** Watercolor Painting by Heidi Hansen, modeled from a botanical print circa 1850.

**The Plant:** Northwest Native *Lewisia*

Show-stopping color that fair takes your breath away. Creamsickle orange and cotton-candy pink striped blooms, not just on the same plant but in the same flower cluster!

The NW Native *Lewisias* are without doubt the most striking native perennials to grace a rock garden. Drought resistant, lovely to look at whether in bloom or out, savvy gardeners rely on *Lewisia* to give their landscape some flavor. A rock gardener's dream come true.



Photograph © Jennifer Rehm



# Do you know this rare plant?



Photograph © Donald C. Eastman

**Correctly identify this plant  
and win a small prize!**

Each month in our Journal we show a photo of a “mystery” plant. If you can identify it’s botanical name correctly, send an email to Wally at [plants@nwplants.com](mailto:plants@nwplants.com) and he’ll send you a small prize!

Here is a special clue about this month’s puzzler:

***Grab your slippers and head for Blue Mountain!***

See our June Journal for the identification of this rare Northwest Native perennial plant.

**If you know this plant, send me an  
email with the correct botanical name  
and I will send you a small prize!**

**Good luck!**

***Wally***

**[plants@nwplants.com](mailto:plants@nwplants.com)**

**Last Month’s Plant:** *Fritillaria glauca*, common name Siskiyou fritillaria. Congratulations to all who unravelled this mystery!





# To Do List for Native Plants

Enjoy your landscape instead of being it's slave. A garden properly built does not require a lot of care once it reaches a certain age.



Local garden star: Deer Fern (*Blechnum spicant*)  
Photograph © Jennifer Rehm

Get the bones right--choose native trees and shrubs to fit your style and space. Hate raking leaves? Use plants that don't drop them or that have small leaves that do not require raking such as the native birches. Cover bare ground with mulch to deter weeds, plant native ground covers like Kinnikinnik (*Arctostaphylos uva-ursi*), Bunchberry (*Cornus canadensis*) which is also called Dwarf Dogwood, or the beautiful Wild Ginger (*Asarum caudatum*).

The garden shown at left needs only a little tidying up in spring and fall. The keeper of this garden has encouraged mosses to grow on the rocks to soften them and to contrast with the spiky grasses. A fellow gardener viewing the deer fern (*Blechnum spicant*) in the foreground remarked that this was the "happiest" deer fern she'd ever seen!

To be sure, when you add new plants to your garden they must be tended well until firmly established. But once they are comfortable in their new plant neighborhood they'll relax and become productive members of their community.

There is only one real trick to care-free gardening: Selection! Choose plants that are native to your area and that naturally prefer what your garden offers. If you have not a speck of shade round your home, don't expect a Bleeding Heart (*Dicentra formosa*) to thrive out in the open. Instead, if you've got your heart set on this tender darling with it's lacy leaves and pendulousblossoms, put in a nice Hairy Manzanita (*Arctostaphylos columbiana*), wait a year for it to get some height and density and then plant the little Bleeding Heart beneath it. Work with what you have, choose well and start with healthy plants. Amend the soil with compost and let nature help you along with the garden chores. You'll spend more time enjoying your garden and less on the hard work.



# Lewisia – Historic Plants of the Northwest

By Wallace W. Hansen

Meriweather Lewis of the famed Lewis and Clark expedition discovered the strange plant to be known as *Lewisia*, in 1806. The genus *Lewisia* is found in the Pacific

Northwest in America. This is a beautiful, succulent perennial that stays close to the ground. About twenty species of *Lewisia* and many hybrids exist. Colors and shapes that will fit into every NW garden, public or private. Often *Lewisia* are considered rock garden plants and they do well in rock gardens but also in many other garden environments.

Sometimes *Lewisia* are called Bitterroot, mostly *Lewisia rediviva*. The roots of *Lewisia* are big – fat like a sweet potato. Northwest American Indians used *Lewisia* as an important food which. Reportedly the bitter taste can be lessened by removing the outer part of the root and cooking the starchy inner part.

Those who know and love Pacific Northwest Plants have a special feeling for *Lewisia*. *Lewisia* are different than other wild flowers. The roots are large, strong. They hug the ground. They have a presence that cannot be ignored – Bright, beautiful, cheerful – a touch of arrogance – unrepentant before the mighty Firs and Cedars and Maples and Pines (the Royal Forest Clowns!).

Botanical artists in the 19<sup>th</sup> century, created marvelous original art with drawings, etchings and watercolors. During this early period the center of botany was in England. There was a great deal of interest in live plant material being shipped back to England for study, propagation and display in the Great English Gardens. A favorite old botanical painting is of *Lewisia rediviva* by Walter Hook Fitch. This was published

in Curtis's Botanical Magazine in 1853. I arranged recently for a Botanical Artist to paint a watercolor, using the 1853 Painting as a model of the same plant. The finished new painting is shown at left. Note the pixie-like, romantic feel of the *Lewisia*. You can capture this in your own garden: The Romance Of The Garden.

⇒More⇒





# Lewisia, continued


## LEWISIA IN WALLY'S GARDENS & NURSERY

*Lewisia columbiana*, var. *columbiana*

(Columbia Lewisia)

A showy succulent plant, this *Lewisia* is ideal for the rock garden. Rosettes grow to 8" wide. Flowers appear on the ends of the many 2-12" stems and are candy-striped pink. Very hardy and easy to grow, *Lewisia* grows in sand and gravel in full sun at mid- to high elevations along the Pacific Northwest, doing especially well on the drier, eastern side of the Cascades, USDA 4-8.

Photographs by Don Eastman.



⇒More⇒



# Lewisia, continued

*Lewisia columbiana*, var. *rupicola*

(Rosy Lewisia)

This tiny *Lewisia* grows to only 8" tall. From multiple rosettes of dark, evergreen leaves arise as many as eight sprays of striped or entirely rose-colored flowers. This species can live for an exceptionally long time, given excellent drainage and acidic, gravelly soil. In the wild, it grows on rocky slopes and sends a large taproot between the crevices in the rock to anchor itself. Native west of the Cascades in Washington and Oregon, Columbian *Lewisia* is hardy only between USDA zones 6-8.

Photographs by Don Eastman.



⇒More⇒

# Lewisia, continued

## Lewisia cotyledon

### (Howell's Lewisia)

This species is striking in bloom and indeed its bloom cycle is long – from May to July. The clusters of striped flowers, ranging from magentas and reds to oranges and yellows, rise above the rosette of leaves. After blooming, tiny fruits form. These are edible but not tasty and are better left for future seed, as this species self-sows abundantly. Considered an endangered species, this *Lewisia* is found scattered throughout the Pacific Northwest, from BC to California and east through the Rocky Mountains, in USDA zones 3-8. It cannot withstand excessive watering and will rot if not given excellent drainage. In intense summer heat it will often die back but will rejuvenate in the fall.

Photograph by Don Eastman.





# Lewisia, continued

## Lewisia leana

### (Lee's Lewisia)

Lee's Lewisia brings cheer to the rocky slopes it inhabits from the Siskiyou Mountains of Oregon and the Sierra Nevada range in California (USDA 4-8). The small leaves are thick, fleshy and slightly waxy. They curl downwards like a hand grasping the rocks while the flower stalks extend upwards, the tiny, bright pink flowers held high. It requires excellent drainage and acidic soil. This plant is considered to be very rare and efforts are being made to protect it.

Photograph by Don Eastman.



⇒More⇒

# Lewisia, continued

## **Lewisia tweedyi**

### **(Tweedy's Lewisia)**

This beautiful plant sends short stems from basal rosettes of leaves, just tinted with red. The graceful 2½" flowers have a slight sheen to them and, as if brushed with watercolors, they are a soft mixture of salmon, cream and pink. Beginning in mid-spring and continuing throughout the summer, this plant will produce upwards of 50 blossoms in a single season. Tweedy's Lewisia needs sharp drainage and prefers to grow in sand or gravel in a semi-shaded spot. It is native to the Wenatchee Mountains of Washington and is hardy between USDA zones 4-7.

Photograph taken by Wally at our nursery.



⇒ More ⇒



# Lewisia, continued

## TIPS ON GROWING LEWISIA

Ideal conditions differ somewhat between species but in general this genus wants cool nights, some water during Spring growth and rather dry conditions after spring growth. If grown in a rock garden, arrange so roots may grow into deeper areas for cool soil. If possible, arrange for protection from severe noon time heat.

Good drainage is essential, whether plants are grown in the ground or in pots.

All Lewisias are ideal species for outdoor terracotta pots where they can be moved under an awning or roof overhang in the fall and winter when excessive rains can cause them to rot. Do not bring them indoors though – they need the cold weather in order to bloom.

I use pumice in my potting mixes for good drainage. I like to use a mild solution of Miracle Grow, only during the Spring Growing season (the acid formula Miracle Grow).



Photograph © Wally



Next month we'll continue our investigation of Lewisia with these rare plants plus Wally gives tips on propagation:

- L. columbiana* var. *wallowensis*
- L. oppositifolia*
- L. pygmaea*
- L. rediviva*
- L. triphylla*
- L. nevadensis*

*Lewisia Rediviva* (Bitterroot) gone to seed  
Photograph © Donald C. Eastman



# How the Dogwood Got it's Name

By Jennifer Rehm

Many botanical names of plants give a glimpse into their descriptions.

For instance, any plant that has *multiflora*, *grandiflora*, and *florida* as part of their name indicates that it's bloom is notable. *Orientalis*, *asiaticum*, *japonica*, or *chinensis* are clues the plant originated in the Orient. And *fragaria*, *odora*, *odorata*, or *fragrantissima* refer to a fragrance (it could be good or bad). Latin terms that refer to colors are *nigra* (black), *rubra* or *rubrum* (red), *atropurpurea* (purple), or *alba* (white). However, confusion seems to reign when we consider that *Quercus nigra* is the Water Oak, but *Quercus velutina* (velvety) is the Black Oak. But the White Oak is *Quercus alba* and the Red Oak is *Quercus rubra*. Serviceberry's botanical name is *Amelanchier alnifolia* from the French plant *Amelanchier ovalis*. *Alnifolia* means "alder-like foliage."

These names seem formal and proper. When we consider the common names, it gets more interesting. In the East, Serviceberry is often called "shadbush" because it blooms at the same time the shad are running. In the Southern United States, it's known as "serviceberry" because long ago when it bloomed the ground was sufficiently thawed to bury all who had died over the winter.

Tiger Lily refers to the maroon dots on the flowers, similar to the skin of tigers.

*UvaUrsi*, "the Bear's grape," may have been given to the plant since bears eat the fruit with relish, or it could have been from its very rough, unpleasant flavour, which might have been considered only fit for bears.

Bleeding Heart gets it's name from the heart-shaped flowers.

Lupine is from "lupus," the wolf. It grows in bad soil. Since wolves "rob" from sheep, and this plant was thought originally to "rob" from the soil, the plant gained its name. That idea was wrong, though, because the lupine is a legume, a member of the pea family. It has rhizomes which fix nitrogen from the air, and dissolved nitrates passing through the soil into the region around the plant improve the soil.



Photograph © Rory

⇒More⇒



# Dogwood Name, continued

When European settlers arrived in the New World, they found several plants that provided small, dark-coloured sweet berries. They reminded them of the English bilberry and similar fruits and they gave them one of the dialect terms they knew for them, *hurtleberry*, a name whose origin is unknown (though some say it has something to do with *hurt*, from the bruised colour of the berries; a related British dialect form is *whortleberry*). Very early on—at the latest 1670—this was corrupted to *huckleberry*, by which the plants are still known.


Dog-tooth Violet is for a fancied resemblance of the root to a dog's tooth. Nez Perce call it "bear's tooth."

Fern is from the Greek name for feather, the Old English *fearn* or the High German *farn*.

Monkey Flower is called that because the flower looks like the face of a grinning monkey.

Some names are a little vague and various philosophies have been developed regarding their origin. Solomon's Seal was thought to be named for the flat, round scars on the rootstocks, resembling the impressions of a seal and called Solomon's, because his seal occurs in Oriental tales. Another explanation is that these round depressions, or the characters which appear when the root is cut transversely, and which somewhat resemble Hebrew characters, gave rise to the notion that Solomon 'who knew the diversities of plants and the virtues of roots,' has set his seal upon them in testimony of its value to man as a medicinal root. Yet another botanist maintained that the name was given to the root because it was used to seal and heal green wounds. (And Solomon was wise and would have known that?)

And the Dogwood? It's bark can be used to treat mange in dogs.



Spring Azure  
& Pacific Dogwood  
*Cornus nuttallii*

NW Native Dogwood  
with butterfly Spring Azure (blue!)  
Watercolor © Heidi Hansen



# Lacy White Flowers: Good, Bad or Deadly

By Jennifer Rehm

## Please use great caution around white lacy wildflowers!

We publish this article each year about this time as a public service. It is available year-round on our website. See our home page at [www.nwplants.com](http://www.nwplants.com) and click on the link under our [Information](#) heading.

Four very common (and one thankfully not so common--YET!) plants that bloom in the Northwest are so similar it takes a careful eye to tell the difference. But a mistaken identity or careless approach to three of these plants can cause serious illness and even death. All are beautiful but there the commonality ends: Some are beautiful and friendly (Cow Parsnip), some are beautiful and invasive (Queen Anne's Lace), and some are beautiful and invasive and **deadly** (the Hemlocks and Giant Hogweed)!

👉 **Do not touch any of these plants unless positively identified.**

👉 **Keep children and animals away from them.**

👉 **When it comes to white lacy wildflowers, KNOW YOUR PLANTS!**

Beginning in April, the first bloom are Cow Parsnips (*Heracleum lanatum*), followed quickly by Hemlocks (*Conium maculatum*, *Cicuta maculata*, *Cicuta bulbifera*) and Giant Hogweed (*Heracleum mantegazzianum*). Last comes Queen Anne's Lace (*Daucus carota*). Bloom times usually overlap so you can see 2-3 of these plants blooming at the same time but the Cow Parsnip will likely have gone to seed when the *Daucus* blooms.



Good plant: Cow Parsnip  
(*Heracleum lanatum*)

Photograph © Jennifer Rehm

⇒ More ⇒



# Good, Bad or Deadly, continued

**The Good:** Cow Parsnip (*Heracleum lanatum*) is a wonderful flowering perennial, excellent for the back of the flower bed. The lush, green leaves emerge in early spring, and are followed by flower stalks up to 5 feet tall. The blooms, 1 - 1 1/2 foot across, are a fabulous basis for flower arrangements (put one in the vase instead of a frog!), and the dried seed heads are excellent craft material--they look like big snowflakes. A most unusual addition to autumn decorations.



Common names are Indian Celery or Indian Rhubarb. In Canada, it is often called Wild Celery. The plant was originally from Europe, now considered native to Northwestern United States, but found all across United States and Canada. Occurs in meadows, along streams and roadsides (and railroad tracks!). Cow Parsnips are perennial and grow from 4 to 10 feet tall (taller in shade). Forms colonies that seem to be talking things over when a breeze makes their large flower heads nod. Leaves are large 1- 1 1/2 feet across, serrated, palmately compound, radiating at the end of the stalk in a semicircle. Stems are stout, ridged with thorns along the length. Quite prickly when dried. Has a large fleshy taproot. Seed head hold the shape of flowers. Seeds are flat disks, slightly fringed around edges, up to 1/4 inch long. Not poisonous and quite a desirable plant for the back of a border or along a fence or hedgerow.

**Good plant:** Cow Parsnip  
(*Heracleum lanatum*)

Photograph © Jennifer Rehm

⇒ More ⇒



# Good, Bad or Deadly, continued



**Good plant: Cow Parsnip**  
**(*Heracleum lanatum*)**

Photograph © Jennifer Rehm

**In March:** The Cow Parsnip emerges some time in March, well before the other plants in our study, and forms a clump of large leaves. Shown at left, this is one plant and each leaf at this point is about 8" across. Similar in shape and color to Angelica, the leaves are quite sturdy, very robust. The lush growth tips us to the fact that this will be a very dramatic plant.

⇒More⇒



# Good, Bad or Deadly, continued

**Late April:** Our Cow Parsnip leaf clump now sends up a flower bud. The bud itself is about 8 inches tall on a stout, hairy, ridged stem. Leaves are now approximately 12 inches across. The paper-like folds enclosing the bud remind one of a closed fist.

**Good plant: Cow Parsnip  
(*Heracleum lanatum*)**

Photograph © Jennifer Rehm



[⇒More⇒](#)



# Good, Bad or Deadly, continued

**Late April, early**

**May:** This bud has unfurled, springing into a rayed arrangement. Each of the little budlets in each cluster at the end of the secondary flower stems will open to a white petalled flower on it's own short tertiary stem. I pulled the 5 foot stem down toward me to take it's photograph and you can see by the size of my hand that the flower spray is already about 10 inches across at the widest points.

**Good plant: Cow Parsnip**  
**(*Heracleum lanatum*)**

Photograph © Jennifer Rehm



[⇒More⇒](#)



# Good, Bad or Deadly, continued

**May:** Full bloom has arrived from our original bud. This is one of the larger flowers but by no means the biggest in the patch. I had to hold it at arm's length to get the whole fandango in my camera lens and even then was not able to capture it all. The fragrance of this massive bloom from this vantage point was so sweet! As I drove down the country road I did not have to see these awesome native plants to know I was nearing another patch. The aroma wafted across the spring day like honey on angel's wings.

Soon the petals will fall to the ground and a seed will take the place of each little flourette. Later this year we'll show the dried flowers on our website.

**Good plant:** Cow Parsnip  
(*Heracleum lanatum*)

Photograph © Jennifer Rehm



⇒ More ⇒

# Good, Bad or Deadly, continued

**"Bad" plant: Queen Anne's  
Lace (*Daucus carota*)**

Pencil drawing, artist unknown



**The Bad:** Queen Anne's Lace (*Daucus carota*) has a sweet appearing bloom, similar to the Cow Parsnip but much smaller, rarely reaching more than 5 inches across. Each bloom is really a group of clusters of tiny white flowers, each stem has a red heart right in the center of the bloom clusters.

The plant is commonly called Wild Carrot or Bird's Nest for the seed pods. Native to Europe, now found all across United States and Canada. Favors dry meadows, roadsides, uncultivated places. It is not uncommon to see large fields filled with this plant. Biennial, in its second year it grows to 2-4 feet high. Leaves are finely divided, feathery, matte, covered with short coarse hairs. Stems are stout, hairy, erect and branched. Its root is woody, hairy, cream-colored, very large and has deep taproot. Blooms May - October. Seed head is cup-shaped, seeds are covered with bristles which readily hitch-hike on passersby, thereby spreading the plant.

While this plant is not deadly, it can cause a dermatitis reaction which is aggravated by exposure to sun. It is very invasive and extremely hard to eradicate due to the strong, deep taproot and the fact that the seeds are much like Velcro and stick to anything that brushes against them. Often they hitchhike in the fur of cats and dogs, sometimes burrowing deep into the pelt until they reach the skin. If left there they usually cause irritation and, ultimately, infection.

However, this plant can be kept within bounds by simply picking the flowers! They are lovely when pressed or dried in a medium that will preserve their shape. If you add a few drops of food coloring to their water in a vase, the flowers will become tinted with the color.



**"Bad" plant: Queen Anne's  
Lace (*Daucus carota*)**

Old botanical print, circa 1850

⇒More⇒



# Good, Bad or Deadly, continued

**The Deadly:** The Hemlocks--Poison Hemlock, Water Hemlock and Bulbiferous Hemlock (*Conium maculatum*, *Cicuta maculata*, *Cicuta bulbifera* respectively) and Giant Hogweed (*Heracleum mantegazzianum*) are dangerous as well as invasive. All parts of these plants are **extremely poisonous**. The differences between them are shown in the comparison chart below and on the next two pages.

<b>Conium maculatum (Poison Hemlock)</b>	<b>Cicuta douglasii (Water Hemlock) Cicuta bulbifera (Bulbiferous Water Hemlock)</b>	<b>Heracleum mantegazzianum (Giant Hogweed)</b>
Spotted parsley, spotted cowbane, poison parsley, St. Bennet's herb, bad-man's oatmeal, wode-whistle, cashes, bunk, heck-how, poison root, poison snakeweed, beaver poison	Cowbane	
Native to Europe but now widely distributed across US, especially Northern states.	Throughout British Columbia, Western to Central United States and into New England.	Native to central Asia, confirmed in Massachusetts, New York, Pennsylvania, Oregon and Washington State. Reported in Maine, Michigan and Washington DC but not yet confirmed.
Dry meadows, roadsides, hiking trails, ditches, uncultivated or waste places	Wet seepage, swampy areas, pastures, meadows, along streams	May show up anywhere but most common along roadsides, vacant lots, streams and rivers.
Biennial or perennial, 6 - 10 feet tall. First year forms large rosette, second year produces stems and flowers. Disagreeable, mouse-like odor.	A wetland plant, it starts growing in spring. Grows in small patches.	Biennial or perennial, 8 - 20 feet tall. Some plants die after flowering, some flower for years. Sprout late winter to early spring from roots or seed.

⇒ More ⇒

# Good, Bad or Deadly, continued

If a plant is identified as one of the Hemlocks or Giant Hogweed, take care not to allow any part to touch skin and do not breathe the pollen. Cover face and arms completely, wear gloves and dig or pull entire plant. Place immediately in plastic bags, tie securely closed and put into garbage can. **Do not compost.** Even dried, hemlock retains it's poisonous properties.

<b>Conium maculatum (Poison Hemlock)</b>	<b>Cicuta douglasii (Water Hemlock) Cicuta bulbifera (Bulbiferous Water Hemlock)</b>	<b>Heracleum mantegazzianum (Giant Hogweed)</b>
Divided, fern-like, shiny. Large, up to 12 inches long and 4 inches wide, alternately arranged on stem, dividing 3-4 times. Closely resembles parsley or wild carrot except hemlock has no hairs on the leaves and stems..	Alternate, compound, toothed. Oval leaflets with saw-toothed margins. Veins end at base of the notch on leaf edge.	Huge compound leaves (up to 5 feet in width), deeply incised. Hairs on underside of leaves are stiff, dense and stubby.
Smooth, hollow, purple-mottled, much branched.	Smooth, purple-striped or mottled, hollow except for partitions where root and stem join, filled with yellow, oily liquid smells like parsnips	Hollow, 2-4 inches in diameter with dark reddish-purple splotches and coarse white hairs.
Fleshy white taproot, Smooth, purple-mottled skin. Odor similar to carrots or parsnips.	Branching, tuberous roots similar to dahlia. Thick, fleshy with a large number of chambers holding the yellow, oily liquid.	Usually has taproot, occasionally fibrous root.
Blooms June to August. White lacy clusters branching off main stem, loosely arranged.	White lacy clusters of small flowers branching off main stem. Blooms June or July in higher elevations.	Large umbrella-shaped white clusters are about 2 1/2 feet in diameter, numerous small flowers making up the cluster. Blooms mid-May through July.

⇒More⇒



# Good, Bad or Deadly, continued

In case of suspected Hemlock or Giant Hogweed poisoning, contact a poison control center and obtain emergency medical assistance as quickly as possible. Poisoning may result in severe seizures and convulsions that must be controlled to preserve normal ventilation and cardiovascular function. Death can occur in as little as 15 minutes after ingesting even a small part of the plant!

<b>Conium maculatum (Poison Hemlock)</b>	<b>Cicuta douglasii (Water Hemlock) Cicuta bulbifera (Bulbiferous Water Hemlock)</b>	<b>Heracleum mantegazzianum (Giant Hogweed)</b>
Seed head holds shape of flowers, seeds ripen in August and September. Paired, light brown to grayish green, about 1/8 inch in length. barrel-shaped, ribbed.	Seed head holds shape of flowers. Seeds are dry and in two-part capsule.	Seed head holds shape of flowers. Seeds are flat, 3/8 inch long, oval seeds with broadly rounded base and ridges.
<b>Yes, all parts can be deadly! Seeds contain highest concentration of poison, are often mistaken for caraway. Can cause toxic reactions when inhaled. Human deaths have occurred from consuming roots, being mistaken for wild carrots or parsnips. In ancient Greece, it was used to poison political prisoners. Socrates drank the poisonous juice to commit suicide. Native Americans once used hemlock to poison tips of arrows.</b>	<b>Yes, all parts can be deadly! Contact poison control center and obtain emergency medical assistance as soon as possible. Poisoning shows severe seizures and convulsions.</b>	<b>Yes, classed as public health hazard. Clear watery sap has toxins that cause photo dermatitis. Skin contact followed by exposure to sunlight produces painful, burning blisters that may leave purple or black scars. Eye contact can cause temporary or permanent blindness.</b>
Manual eradication: Easy to pull but take care to get all parts. Bag and put in garbage. DO NOT COMPOST!	Manual eradication: Easy to pull but take care to get all parts. Bag and put in garbage. DO NOT COMPOST!	Notify Weed Control Program of Oregon Department of Agriculture at (503)986-4620 or local Watershed Council

⇒More⇒

# Good, Bad or Deadly, continued



## Internet Resources for Hemlock Information:

Cornell University Poisonous Plants Information Database,  
[www.ansci.cornell.edu/plants/conium.html](http://www.ansci.cornell.edu/plants/conium.html)


King County Natural Resources and Parks Water and Land Resources  
Division,  
[dnr.metrokc.gov/wlr/LANDS/Weeds/hemlp.htm](http://dnr.metrokc.gov/wlr/LANDS/Weeds/hemlp.htm)

USDA AARS Poisonous Plant Research Laboratory,  
[www.pprl.usu.edu/poison\\_hemlock.htm](http://www.pprl.usu.edu/poison_hemlock.htm)

USDA Forest Service,  
[www.fs.fed.us/outernet/ipnf/eco/yourforest/poisonousplants/poisonhemlock.html](http://www.fs.fed.us/outernet/ipnf/eco/yourforest/poisonousplants/poisonhemlock.html)

## Deadly Plants:

**Cicuta douglasii (Water Hemlock)**  
**Cicuta bulbifera (Bulbiferous Water Hemlock)**



**Deadly Plant: Conium maculatum (Poison Hemlock)**

⇒ More ⇒



# Good, Bad or Deadly, continued



**Deadly plant: Giant Hogweed**  
**(*Heracleum mantegazzianum*)**  
Photographs from resources listed below



## Internet Resources for Giant Hogweed Information:

Applied Vegetation Dynamics Laboratory, Environment Agency, Bath, England  
[www.appliedvegetationdynamics.co.uk/hogweed/](http://www.appliedvegetationdynamics.co.uk/hogweed/)

King County Washington Natural Resources and Parks, Water and Land Resources Division  
[dnr.metrokc.gov/wlr/LANDS/weeds/hogweed.htm](http://dnr.metrokc.gov/wlr/LANDS/weeds/hogweed.htm)

Washington State University, Perils of Giant Hogweed  
[www.gardening.wsu.edu/column/07-05-98.htm](http://www.gardening.wsu.edu/column/07-05-98.htm)

---

Watch our website for the latest news on these plants. See “Lacy White Flowers: Good, Bad or Deadly” under our “Information” heading on our home page at [www.nwplants.com](http://www.nwplants.com)



# Useful Plant Databases on the Web

Here is a good collection of web data bases that will be useful to professional growers and all native plant gardeners. This list is from a larger list compiled by Lawyer Nursery in 2002 and published in one of their flyers. I wish to thank them for this public service.

*Wally*

---

## **American Bonsai Society**

[http://www.absbonsai.org/abs\\_home.html](http://www.absbonsai.org/abs_home.html)

## **Bonsai web**

<http://www.bonsaiweb.com>

Portal of links to educate about the art of bonsai.

## **CalPhotos**

<http://elib.cs.berkeley.edu/photos/>

Over 33,000 plant images from the University of California, Berkley

## **Cornell University online grafting course**

<http://instruct1.cit.cornell.edu/courses/hort494/graftage/hort494.index.html>

## **Fire effects on plant species**

<http://www.fs.fed.us/database/feis/>

USDA, Forest Service site.

## **Flora of North America Web Site**

<http://hua.huh.harvard.edu/FNA/>

Taxonomic relationships, distributions, and morphological characteristics of all plants native and naturalized found in North America.

⇒More⇒



# Useful Plant Databases on the Web, continued

## **Bonsai web**

<http://www.bonsaiweb.com>

Portal of links to educate about the art of bonsai.

## **Fire effects on plant species**

<http://www.fs.fed.us/database/feis/>

USDA, Forest Service site.

## **Forest Types of the United States**

<http://forestry.about.com/library/tree/bltypdex.htm>

Maps of the most common forest types.

## **Forestry index**

<http://forestryindex.net/>

Links to news & info on the forestry industry.

## **Cornell University online grafting course**

<http://instruct1.cit.cornell.edu/courses/hort494/graftage/hort494.index.html>

## **Growit.com Rooting Database**

<http://www.growit.com/Know/Rooting.htm>

“Extensive information on rooting cuttings of woody plants, organized by botanical name. Developed for commercial growers.”

## **The Native Plant Network**

<http://nativeplants.for.uidaho.edu/network/>

Information on how to propagate native plants of North America.



⇒More⇒

# Useful Plant Databases on the Web, continued

## **Woody Plant Seed Manual**

<http://www.wpsm.net/>

Manual by the US Forest Service covering seed biology, genetic Improvement of forest trees, seed testing, certification of tree seeds and other woody plant materials, and nursery practices.

## **River Corridor and Wetland Restoration**

<http://www.epa.gov/owow/wetlands/restore/>

Environmental Protection Agency (EPA) site

## **Soils**

<http://homepages.which.net/~fred.moor/soil/links/10102.htm>

A website about soil fertility, chemistry, and pH with many interesting links.

## **Soil Science Society of America**

<http://www.soils.org/>

Website for soil science professionals. Offers information and links.





# Coming next month:

Summertime is coming!



Oregon Iris  
(*Iris tenax*)

Photograph © Jennifer Rehm

In our June issue we'll bring the conclusion of Wally's article on NW Native *Lewisia*. He shares tips on propagation and we'll show Don Eastman's photos of these rare plants:

- I. columbiana* var. *wallowensis*
- I. oppositifolia*
- I. pygmaea*
- I. rediviva*
- I. triphylla*
- I. nevadensis*

As the summer days go by, Jennifer will be taking lots of photographs as our wonderful Northwest Native plants bloom and change.

We hope some of you will take some photos as well and send them to us. (Wally will send you a little surprise for each photo you share.)

See you next month!

## Note:

As summer approaches, everyone is busy (including nursery staff) and we've decided to combine July and August in one big issue. We'll return to our regular monthly schedule in September.

# Personal notes from Wally

Garden Display by Julie

One of my favorite poems shown on the next page, The Heart of The Tree, was written over one hundred years ago.

In his poem, Henry Brunner asks the question: “What does he plant who plants a tree?” In addition to the poet’s answers to this question, we have many more.

Trees are important for our health, for the purity of our air, for reasons deeply within our sub-conscience. You need trees – plants – plants adapted to your part of the world – native plants.

Good Luck and Happiness to all of you.

*Wally*



Photo © Jennifer Rehm  
Luck!

*Wally*

⇒ More ⇒



# Personal notes from Wally, continued

## The Heart of the Tree

Henry Cuyler Bunner, circa 1890

What does he plant who plants a tree?  
He plants a friend of sun and sky;  
He plants the flag of breezes free;  
The shaft of beauty, towering high.  
He plants a home to heaven anigh  
For song and mother-croon of bird  
In hushed and happy twilight heard —  
The treble of heaven's harmony —  
These things he plants who plants a tree.

What does he plant who plants a tree?  
He plants cool shade and tender rain,  
And seed and bud of days to be,  
And years that fade and flush again;  
He plants the glory of the plain;  
He plants the forest's heritage;  
The harvest of a coming age;  
They joy that unborn eyes shall see —  
These things he plants who plants a tree.

What does he plant who plants a tree?  
He plants, in sap and leaf and wood,  
In love of home and loyalty  
And far-cast thought of civic good —  
His blessing on the neighborhood  
Who in the hollow of His hand  
Holds all the growth of all our land —  
A nation's growth from sea to sea  
Stirs in his heart who plants a tree.



# Additional Thoughts About Trees

Wally's personal message each month sets my mind to thinking about that he's said and this time I must share with you my own ideas about planting trees.

A tree is such a permanent thing, lasting lifetimes, sometimes several lifetimes. They are ever present, they do not die down and disappear in the winter, they tower above all other plants.

In my life, I've planted many trees to commemorate special occasions or in memory of special people. I planted a Mountain Pussy Willow (*Salix scouleriana*) when my friend Sharon passed away because she was a generous, giving woman who loved soft furry things and she loved to share. The Willow generously forms new branches every year, it gives me wonderful material to make baskets and furniture and it has the softest, sweetest little furry blooms.


I gave friends Alex and Autumn two Giant Sequoia seedlings when they wed along with a copy of Kahlil Gibran's poem about marriage and suggested they plant these in a wilderness area they particularly loved. They visit their trees each year around the time of their anniversary.

After 9-11, I encouraged friends to plant trees as testament to their belief in our country, such as Garry Oak (*Quercus garryana*), Paper Birch (*Betula papyrifera*), Ponderosa Pine (*Pinus ponderosa*) or Noble Fir (*Abies procera*).

Consider planting trees to mark life's milestones, to remember something or someone special, to give hope or encouragement when troubles come. Drop a token in the planting hole and do plant your tree with personal ceremony, thinking about the dedication you are giving to the tree.

This evening I shall sit beneath Sharon's Pussy Willow and watch the sun go down. I'll feel closer to her and know that my life was enriched for having known her. Perhaps tomorrow I'll take a few branches and make a new basket.

Good gardening,  
*Jennifer*





**NOTICE: NURSERY IS CLOSED**

**In November 2010,  
Wallace W Hansen Northwest Native Plants  
Native Plant Nursery and Gardens  
closed permanently.**

**Many thanks to all our gardening friends for your interest in the native plants of the  
Pacific northwest. It has been our pleasure to serve you.**

-----  
**[www.nwplants.com](http://www.nwplants.com)**

**Our website, [www.nwplants.com](http://www.nwplants.com), is  
no longer commercial. Our goal is to  
continue Wally's legacy of generating  
interest, even passion, in the  
magnificent native plants of the  
Pacific Northwest through  
information and illustration.**

**Good luck! Good gardening!**

