

Volume 5, Issue 6-2007 ~ June 2007

Northwest Native Plant Journal

A Monthly Web Magazine

Find the wild
things!



We tell you where!
Fresh ideas for easy summer fun

And More!

Published by The Wild Garden: Hansen's Northwest Native Plant Database

Northwest Native Plant Journal

A Monthly Web Magazine

In Every Issue

About this Journal.....	3
On the Cover.....	4
Rare Plant Puzzle	
<i>Name this plant!</i>	5
Garden chores to do now.....	6
Sparky's Corner.....	7
Wally's personal notes.....	51
Native plant info on the web.....	48



Features

Squirrel Quiz

Test your knowledge!.....	9
See the answers.....	47

Fauna with Flora

Bugs and blossoms.....	11
------------------------	----

To Lawn or Not?

Grass or groundcovers?.....	15
-----------------------------	----

Where to find the Wild Things

Native plant gardens and more --ideas for summer fun.....	19
--	----

Jennifer Rehm, Editor, author, webmaster for
The Wild Garden: Hansen's Northwest Native Plant Database
website: www.nwplants.com
e-Mail: chillipepper6@comcast.net

About this Web Magazine

This Journal was created under the direction of Wally Hansen – a dedicated Grower, Aficionado and Passionate Lover of Northwest Native Plants.

This Journal is not 'commercial.' Our goals are:

A — To generate interest, even passion, concerning the magnificent Native Plants of the Pacific Northwest.

B — To help you create your own Native Plant Gardens, large or small, for home or work.

C — To help you propagate and “grow on” those species that interest you the most.

D — To inform both Home Gardeners and interested Professionals of many disciplines concerning trends and news items from my little corner of the world.

E — To help the reader enjoy native plants more by understanding the historical and cultural role of native plants (i.e.—use by Native Americans, Pioneers, Early Botanists, etc.).



Vine Maple (*Acer circinatum*) Photo by JoAnn Onstott



On the Cover

Red Columbine (*Aquilegia formosa*)

As a child, Red Columbine grew outside my bedroom window. I always loved to have the curtains open to let in the sunshine and each year I waited impatiently for this flower. Why? Two reasons: Hummingbirds never failed to come and visit--what a rare treat to peak out the window and see those flashing emerald wings so close! And the other reason? The little bulbous tips of the bloom are filled with nectar unlike anything in the world. My sister and I would make a bee-line for those Red Columbines and snip off their honey-filled points. Mmmm! Of course we saved a goodly share for our friends, the hummers.

Our catalog description of this native plant: An elegant perennial, nodding red flowers distinguish this plant from the Blue Columbine, whose flowers are held erect. Hummingbirds and butterflies thrive on columbine nectar. This is a beautiful, delightful flower reaching to about 2' tall. A fine native for every garden, Red Columbine is native along the Pacific Coast from Alaska to Baja, California and east into Utah (USDA 7-10). This columbine needs regular water but is otherwise very adaptable. Native groups used Red Columbine medicinally.



Photo by JoAnn Onstott



Rare plant puzzle



Photo © Donald C. Eastman

Name this plant!

A clue to help you on your quest for the correct answer:

"I'm unusually shy for a wildflower. I'll stand in a puddle or even a mudhole but if you find me, don't come too close or I'll drop my handkerchief!"

Send me an email with the correct botanical name of this plant. A small prize to those who correctly identify by June 16, 2007

Good luck!
Wally

Answer to last Journal's puzzle:

**Albronia umbellata Lam. ssp.
breviflora**

Congratulations to all who correctly answered!




To Do List

Oxalis oreganum (Sorrel)
Photo by JoAnn Onstott



Caring for your NW Native Plant Garden

- 1** – Weeds are growing with amazing vigor. Get at them now or they'll crowd out the plants you really want to have in your garden. I found a thistle 4 feet tall tucked behind my Rhodie!
- 2** – Now that we're 'knee deep in June,' take time for enjoying the garden. Oh, be sure to keep up with what those not enamored with gardening call chores. But it's time to haul out the hammock or set up a little table by your favorite andirondak for your lemonade and your book. Make the garden room you've always wanted a reality this year and be sure to use it.
- 3** – Watering can be crucial for new plants during their first year. You probably won't need to amend the soil if you prepared it well before planting, but young plants or those recently relocated need a little coddling until they get their sea legs. Keep an eye on them.
- 4** – Birdbaths can dry out in just one hot day. Your feathered friends will be looking for a spot to refresh themselves. If you've not seen a bird taking a bath you're missing a treat. I like to put a few pieces of sea glass or other colorful findings in my birdbaths.
- 5** – Just as the birds want to bathe, butterflies will want a nice flat spot to sun themselves. They'll pause there for several minutes quite often if you provide the opportunity.
- 6** – Cut some flowers or a branch of nice leaves for indoors. It's a cooling treat that will help freshen the air inside.
- 7** – Early in the morning, harvest some leaves of Trapper's Tea (*Ledum glandulosum*) or other imbibable leaves or petals (or even fruit--strawberries?) for a delicious sun tea. Wash them carefully and place in a gallon jug (pick one with a wide mouth). Add cool water to fill the jar, put on a tight lid and set in the sun. By late afternoon the water will have darkened with the juices of the herbs. Strain and add honey or sugar to taste. Pour into tall glasses filled with ice. Yum! In our online catalog, you'll find a purple fruit beside those plants that have edible parts. Look for this icon: 



Sparky's Corner

A special message from our frisky contributor

Summertime, and the livin' is easy....Ha! This is wrong on so many levels. First of all, living is easy all year, not just the summertime though we do like summer the best because the days are longer and there's not so much rain and we have lots of food and boy we just like summer.



'Specially there's lots of food--berries are coming on and we love us some berries. My friends Skoogie and Squidgy are the real berry fans. Of all my buds they go the most nuts for berries. Skoogie is a normal squirrel and when he eats berries he holds one up in his hands and takes small bites and is just the regular berry-eating squirrel.

But Squidgy is a little pig. He opens his mouth as big as he can and then squishes the berry right in there. Of course the berry is very often bigger than his mouth so there he sits with a big old berry face. Then he flies to the nearest watering hole (usually one of Mrs. Wally's birdbaths) and washes his face. He claims when he does that it's sort of like drinking berry juice. I think he just likes being a piggy little squirrel.

I heard some bad news the other day. The Western Gray Squirrels in Washington are having a real problem finding places to live because of all the stuff the two-leggers are doing--they call it construction I think. Anyway, some conservation two-leggers were trying to get the U.S. Fish and Wildlife Service to list our brothers to the north as endangered. They wouldn't do it so the conservations went all the way to the 9th Circuit Court of Appeals to try to make them do it but in February the court turned them down. Some biologist two-leggers went

out and counted the Washington squirrels and said they only found 300! Oregon and California squirrels are OK but the ones in Washington are in deep doo-doo. (I heard one of the little two-leggers say that and it sounds very funny--those little guys are a kick!) My grandma told me all this and I am not too sure what it all is, specially the court and fish parts. But grandma said it was sad and scary. We're all thinking about sneaking up there and burying a whole lot of acorns if somebody will tell us where those gray guys need them.

[⇒More⇒](#)

Sparky's Corner, continued

I also have some other news. Well, not really news but very interesting bits of information. Old Mr. Snorters had a bunch of us over for nuts and bolts (that's what he calls a party) and told us about what he heard the two-leggers saying about squirrels.

Did you know:

- The squirrel's front teeth continue to grow throughout it's life, so they can never be worn away by the animal's continual gnawing.
- Squirrels look different than chipmunks; they have no stripes on their faces.
- Squirrels are fascinating animals to watch, photograph, and study. They make themselves available for observation in ways that few other animals do, and they have a rich and complex repertoire of behaviors. For those willing to patiently watch and learn, squirrels have a lot to offer. (This was a very nice two-legger talking here.)
- Squirrels are just furry tree-huggers.

Good stuff, huh? We think the furry tree-hugger one is the funniest but the one that says we're fascinating was definitely my favorite. Rich and complex behavior? Oh, yeah. We're all that. And cute! Don't forget cute!

Well, that's about enough out of me for today. Think good thoughts about the Washington squirrels and if you're going up there this summer, plant some trees!

Your friend,

Sparky



Here's the two little rascals, Skoogie and Squidgy. They're always together and usually up to something silly. Squidgy is the one on top of the log. Notice how they're trying to look like they're somewhere else and still keep tabs on what JoAnn is doing with that thing she carries around.



Squirrel Facts Quiz

Squirrels can be gorgeous or annoying rodents, often found in our houses and folklore. Test your knowledge of them with this quiz from ExpertRating at www.expertRating.com/. See the answers on page 46. Be careful, there's a trick question!

1. Squirrels come from the scientific family Sciuridae, with chipmunks and woodchucks. What does this scientific name mean in its original language?

- a. Flying rat
- b. Brush tail
- c. Shadow tail
- d. Winter hoarder

2. What language does this scientific name come from?

- a. French
- b. Greek
- c. Latin
- d. German

3. Which of these is not one of our common varieties of squirrel?

- a. Fox Squirrel
- b. Pecan Squirrel
- c. American Red Squirrel
- d. Western Gray Squirrel

4. What species is the Black Squirrel a variant of?

- a. Eastern Gray
- b. American Red
- c. Douglas
- d. European Red

5. What is a squirrel's most usual hiding spot for nut caches?

- a. Logs
- b. Trees
- c. Underground
- d. Rock niches



Old Garry Oak
(*Quercus garryana*) and
young
Ponderosa Pines
(*Pinus ponderosa*)--
it's a squirrel's
paradise!


⇒ More ⇒

Squirrel Facts Quiz, continued

6. If a squirrel senses danger, how does it warn other squirrels?
 - a. By screeching
 - b. Ultrasonically
 - c. By barking
 - d. By whistling
7. True or false: squirrels have been known to eat frogs and birds
 - a. True
 - b. False
8. True or false: squirrels will frequently return to a house if they have been fed there before
 - a. True
 - b. False
9. What important institution has been brought to a halt by squirrels?
 - a. Parliament
 - b. The Supreme Court
 - c. NASDAQ
 - d. The Grand Jury
10. What animals does squirrel meat substitute for in recipes?
 - a. Beef
 - b. Chicken
 - c. Rabbit
 - d. Deer
11. What university founded the Albino Squirrel Preservation Society?
 - a. University of Texas
 - b. Berkeley
 - c. University of Alabama
 - d. NYU
12. What are squirrels sometimes referred to as?
 - a. Tree rats
 - b. Tree mice
 - c. Brush tailed rats
 - d. Nutmunchers



This pen and ink drawing was done
by A.J. Smuskiewicz



Garry Oak (*Quercus garryana*)
Photo by JoAnn Onstott



Fauna with Flora

Bugs enjoy natives too!

Every now and then when we're admiring our NW Native plants a 'kodak moment' will present itself right when a camera is handy. Here are a few shot of just those special times. Some of the photos are not the best but those bugs aren't as good at standing still as the plants are!

All bugs are not bad and even 'bad' bugs have a purpose. Living in harmony with bugs is not hard but does require a certain amount of tolerance on all concerned.

For example, if aphids are allowed to poach a few of our posies, ladybugs will soon come to eat them. But there must be something for the ladybugs to eat. If the aphids are chemically eradicated there will be nothing to attract the ladybugs and the chemicals will likely kill them anyhow.

Sorrel (*Oxalis oregana*)

This may be a Pine White Butterfly

(*Neophasia menapia*)

Photo by JoAnn Onstott



[⇒ More ⇒](#)

Fauna with Flora, continued

Bumblebees are considered beneficial because they pollinate plants. They are generally peaceful but if irritated, they will sting you and boy do they hurt!

When we were kids, my sister and I decided that we'd just fix that problem by removing the stinging apparatus of bees. We thought if they had no stingers they'd be fine and they wouldn't hurt us. So we roamed my mother's rose bed with pliers and when the bees buried their heads in the flowers we pinched their stingers off.

There were mixed results with this--those we missed stung us and those we caught died. So we gave up this idea and just caught bugs in jars with lids. Since they would not learn to behave we put them in time out. That eventually killed them as well even though we carefully poked holes in the lids and gave them nice fresh leaves on which to rest and sprinkles of water to drink and flowers for sustenance. This was also not successful for long.

We next tried putting caterpillars in our carefully prepared jars with the intent of raising some butterflies. Some of our caterpillars turned out to be potato bugs and some were unidentified but we finally did find real caterpillars. Alas, we never did get the wished-for butterflies. Some things, we decided, were best left to mother nature.



Bumblebee and Pacific Rhody
(*Rhododendron macrophyllum*)
Photo by JoAnn Onstott



Honeybee and Blueblossom
(*Ceanothus thyrsiflorus*) Photo
by Jennifer Rehm


⇒ More ⇒

Fauna with Flora, continued

But back to the 'live and let live' method of bugging.

I personally do not use chemicals of any type, nor do I buy bugs to release in my garden. Wherever I live, I try to work with nature rather than against it in the belief that if I eliminate alien plants and foster natives, replenish soil nutrients with organic mint compost (a personal choice because I like the smell) and the compost I make myself, provide attractions for wildlife in the form of food and shelter and water, nature will put itself back in balance. In other words, if I build it, they will come. This works well for me.

I have fruiting and flowering trees and shrubs that birds and bees and butterflies like. I have bramble areas in my landscape where even the smallest friend can nest without fear of predators. I have a pond and birdbaths and hollowed out rocks where water collects. I have nice flat objects in the sun just right for resting. I have big trees that are close enough together that the squirrels have a heyday jumping from one to the other.



Squashberry (*Viburnum edule*) with unidentified butterfly
Photo by JoAnn Onstott

[⇒ More ⇒](#)

Fauna with Flora, continued

I have ladybugs who keep the aphid population (as well as mealybugs, spider mites, scales, whitelies, etc.) to a minimum. I have big and little birds that don't get in each other's way. I have dragonflies (they eat flies, termites, beetles, mosquitoes, etc.) and bats. I do put goldfish in the pond especially for this--not koi, just the little 12 for \$1 goldfish. They live for years. I do not feed them. I do not have a filter or a pump or any electric gadget in the pond. I do have native plants that gather skum or whatever in their roots and the water in my pond is clear as a bell.

I did have a problem with a racoon for a while--I called him Earl. He was hell-bent on dragging the plants out of my pond and completely destroyed the whole thing more than once. I tried stringing an electric wire around the edge but he climbed over it. I tried mesh over the pond but it detracted from the value, not to mention the beauty, so I took that off. I finally rented a trap from the Humane Society and caught him. I had the appropriate permit for transporting him (yes, you must have a permit from Marion County if you are going to transport a wild thing) so when he put himself in the trap I asked my father and nephew to take him away. They put a long pipe through the holes of the cage and carried him to the back of their truck. They drove to the other side of the river to an isolated area, dropped the tailgate, gingerly opened the door to the cage and waited. Before long the raccoon dropped to the ground and ambled off into the woods. My father told me when the 'coon was walking away he turned and waved and said "I'll be back." I think he was kidding. At any rate, Earl has not shown his face in these parts since then. Other raccoons have come and nested way up in one of my Doug firs but they've never touched my pond. Live and let live, right?

Well, that's my theory of bugs and bees and birds. I think there are more good things than bad things in the world and if you make a nice place for the good things to live, they'll show up. And there will be so many of them the bad things won't stand a chance, they'll always be outnumbered and because of it, they'll be well behaved. Call me naive but I've operated on this premise for years and it works for me. Might work for you, too.

Ladybug investigating Indian Plum (*Oemleria erasiformis*)
Photo by Jennifer Rehm



To Lawn or Not to Lawn?



Coastal Strawberry (*Fragaria chiloensis*) is an evergreen NW Native Perennial that has large white flowers in spring, followed by very sweet petite fruit so good you won't believe how delicious such a little bitty thing like that can taste. Spreads freely if given a chance by runners, just as other strawberries do. Hardy USDA zones 7-10, likes sun or part shade. Never needs mowing! Photo by JoAnn Onstott

Alternative to Traditional Lawns

Jim Gallion

Master Gardener & NWF Habitat Steward
Frederick County Master Gardener Program

Here are some figures from Wildones Natural Landscapers, Ltd. www.for-wild.org that will be of use to all of us in these times of gas prices, wasting money and environmental problems in the U.S.

- 67,000,000 pounds of synthetic pesticides are used on U.S. lawns.
- 580,000,000 gallons of gasoline are used in lawnmowers
- \$25,000,000,000 is spent for the lawn care industry (yes, billions!)
- \$700,000,000 is spent for pesticides for U.S. lawns
- 20,000,000 + acres are planted in residential lawns
- \$5,250,000,000 is spent on fossil fuel-derived fertilizers for U.S. lawns

⇒ More ⇒

To Lawn or Not to Lawn?, continued

Well, now we can see why things are changing! The mowed lawn aesthetic originated in the late 18th century from aristocratic France and England. Landscape architect Andre LeNotre designed small lawn areas for the palace of Versailles. This aesthetic was rapidly adopted by the rich of England, because turf grass grew easily in the English climate of moderate temperatures and frequent rain. The U.S. colonists also adopted the lawn aesthetic in an attempt to transform the wilderness of the new country into the sophistication of the old world. The middle class did not copy the wealthy look until after the civil war, with the stimulus of the new landscape architects leading the way. Soon, in the early 20th century we were being bombarded by advertising to have that "look" and in many cases shamed into submission by what the Joneses had next door.




⇒ More ⇒


Bunchberry (*Cornus unalaschensis* [*canadensis*])
Deciduous NW Native
Perennial, quick growing
(2-3 feet a year!) that
like shade and acidic,
moist soil. It's year begins with traditional white dogwood flowers, followed by bright red berries. The leaves turn scarlet wine colored before falling to mulch the plants. Delightful!

Photo by JoAnn Onstott

To Lawn or Not to Lawn?, continued




If you want to reduce your mowing time and costs, you would benefit from a turf reduction and redesign of your current landscape. Lets start with your turf.



To start your project on turf reduction you'll want to start out small. Use a guideline of percentages. You can start off with a 10 percent reduction the first year with an overall goal of 50 percent. Pick a spot in your landscape on the outside edge of the lawn and work your way in and out to the sides until you have another planting bed. These areas will soon be linked as you continue your quest. To kill off existing turf the best method is to smother the turf with a layer of newspaper then two inches of compost and an inch of mulch.

Another way is to use bags of top soil. Lay the bags down next to each other on top of the turf. Both of these methods will kill the turf in about 2 months then you can plant right into the material left over from your smothering. Be sure to discard the plastic bags if you used that method.



Kinnikinnick or Bearberry (*Arctostaphylos uva-ursi*) is evergreen and not particular where it lives. It withstands drought and foot traffic and full sun as easily as it does some shade. It's stems root at intervals where they touch the ground so it is quite good at stabilizing steep banks. Sweet little bell shaped flowers and bright red berries. A good understory plant as well as magnificent as a groundcover. Photos by JoAnn Onstott

[⇒More⇒](#)

To Lawn or Not to Lawn?, continued

The turf you have left will serve as a walkway and leisure area to enjoy your new gardens! Try not to disturb the soil. Disturbed soils will help weed seeds germinate very quickly. Plant directly into the killed off turf and amend the soil in the planting hole with compost. Use as many native plants local to the piedmont region as possible. Native trees and shrubs should be the backbone of any new garden area. Then fill in with wonderful blooming native perennials and grasses then mulch the entire area.

The Maryland Native Plant Society has a wonderful web site with great information and links at www.mdflora.org.

Another great site for information on a native plant list for our area and wildlife is www.enature.com. Your new turf reduction plan will begin to "grow" on you and you'll see the benefits in no time as well as enjoying the beauty of your new plants and beauty of the wildlife that will appear.

Be ready to welcome birds, butterflies and neighbors over for a visit!

Ceanothus prostratus (Mahala Mat)

This native is evergreen and low growing. It wants partial sun and good drainage. It naturally lives in the dry mountainous regions from Washington down to California and sometimes east into Idaho and Nevada in USDA zones 5-8. Beautifully flowered for a few weeks and then sports bright red horned fruit. Very unusual and, like all our NW native groundcovers, never needs mowing.

Ceanothus prostratus.
Mahala Mat.



Out and About: Searching for Natives

Places to go and things to do this summer!


There are so many opportunities to get outside and see our wonderful Northwest Native plants in their natural habitat, it's hard to decide which ones to take advantage of!

As we have every year since we started publishing this journal, we found a true wealth of things to do and places to go. We won't list them all here but we will give you the websites and contact information so you can find out more about the ones that interest you.

Because stretching the budget is of importance to all of us, we've added a footnote at the bottom of each page with a tip for saving energy and money--little things you can do to make your summer a bit easier in the cost department. You'll have more for fun things! Some of these are from the Natural Resources Defense Council, some are from gardeners like you and some are just plain common sense.


Ready? Get your camera or your sketchbook or both and come on a true adventure in search of the wild things!






Earth Share
OF OREGON

<http://www.earthshare-oregon.org/activities/>



Earth Share and OSU--Two websites to see for current activities and events.



Oregon State University

<http://calendar.oregonstate.edu/event/12261/>

⇒ More ⇒

Events Calendar



Unplug seldom-used appliances, like an extra refrigerator in the basement or garage that contains just a few items. You may save around \$10 every month on your utility bill.

Out and About: Searching for Natives



Watch for this wildflower on your travels--
Harvest Lily (*Dichelostemma congestum*)
Painting by Heidi D. Hansen

**Emerald Chapter
Native Plant Society of Oregon** Serving Lane County

- Home
- About Us & How To Join
- Chapter Bylaws
- Native Plant Nurseries

Wildflower Hikes

Lane County boasts numerous areas with beautiful wildflower displays. To help people locate and enjoy these displays, Emerald Chapter of NPSO has published a booklet titled:

Wildflower Hikes!

Here's a glimpse of The Eugene chapter of Oregon Native Plant Society's website.

They have a booklet you can download and print.

See <http://www.emeraldnpso.org/>.

Good photos and good information!

© 2006 Emerald Chapter NPSO - All Rights Reserved
Last Updated 10/16/06

⇒More⇒



Unplug your chargers when you're not charging. Every house is full of little plastic power supplies to charge cell phones, PDA's, digital cameras, cordless tools and other personal gadgets. Keep them unplugged until you need them. Even when they're not charging something they still use energy.

Out and About: Searching for Natives

Kingston Prairie

Why You Should Visit

Located on a plateau above the North Santiam River, this preserve (the best example of native prairie remaining in the central Willamette Valley) opens a window into Oregon's past. Unsuitable for farming due to the basalt bedrock that underlays shallow soils, the preserve has retained much of its original prairie vegetation in both wet and drier upland areas.

Native prairie once covered more than a million acres of the Willamette Valley, but today less than one-half of one percent is left. Prairie grasslands and oak savannas were maintained by fires set by Native Americans who gathered food plants and hunted game in the open habitats.



Location

Three miles southeast of Stayton, in northwest Oregon

Size

152 acres

How to Prepare for Your Visit

For more information, please see our [Preserve Visitation Guidelines](#).

What to See: Plants

The wet meadows are dominated by tufted hairgrass, while the dry uplands are dominated by Idaho fescue. Both prairie types, as well as associated transition zones, host a thriving diversity of native wildflowers. In the spring, common camas and shooting stars are abundant. Rare species include Bradshaw's lomatium, Willamette daisy, Oregon larkspur and white-topped aster.

What to See: Animals

The Western meadowlark, Oregon's state bird, can be observed nesting on the preserve, one of the few remaining nesting sites in the central Willamette Valley.

Shooting Star
(*Dodecatheon hendersonii*)
Drawing by Marci
Degman

What the Conservancy Has Done/Is Doing

Wildlife biologists have used the preserve to study the habitat needs of the western meadowlark and other songbirds known to be declining in the Willamette Valley. Ecologists monitor the rare plant populations and are working to restore native prairie species to disturbed areas of the preserve. Teams of volunteers are removing invasive Scots broom and Himalayan blackberry from the preserve during spring and summer.

⇒ More ⇒



Use power strips to switch off televisions, home theater equipment, and stereos when you're not using them. Even when you think these products are off, together, their "standby" consumption can be equivalent to that of a 75 or 100 watt light bulb running continuously.

Out and About: Searching for Natives

Directions

From the North:

- Take Highway 22 E from Salem (Exit 253 off I-5) 12 miles to Stayton.
- After passing through Stayton and just after crossing the North Santiam River at the south end of town, turn left onto Kingston-Jordan Drive.
- After 1 mile, the road turns south (right) and crosses a railroad track. Take the next left (Kingston-Lyons Drive).
- After about 1.7 miles this road takes a 90-degree turn right (south) while a gravel road continues straight (east). Park on a turnout at this juncture.
- A portion of the preserve is immediately south of the gravel road and east of Kingston-Lyons road. This is the Ralph and Florence Roberts Memorial Tract. The other portions of the preserve are on the west side of Kingston-Lyons Road.

From the South:

- Take Exit 238 off I-5. Turn right onto Jefferson Highway.
- Just after crossing the Santiam River, turn right onto Jefferson-Scio Drive.
- After about 5 miles, veer left onto Shelburn Drive.
- Continue for 6 miles, then turn northeast (left) onto Stayton-Scio Road.
- After 3 miles, turn right onto Kingston-Jordan Drive.
- Take the next left onto Kingston-Lyons Drive.
- After 1.7 miles, park at the turnout.



Western Larkspur
(Delphinium)
Photo by Jennifer Rehm



A trip to Kingston Prairie is suggested by The Nature Conservancy
<http://www.nature.org/wherewework/northamerica/states/oregon/preserves/art6802.html>

⇒ More ⇒



Enable the "sleep mode" feature on your computer, allowing it to use less power during periods of inactivity. In Windows, the power management settings are found on your control panel. Mac users, look for energy saving settings under system preferences in the apple menu.

Out and About: Searching for Natives

Unusual Native Plant Gardens

A very nice website by the Cheahmill Chapter of the Native Plant Society of Oregon has some excellent suggestions for places to visit in our area where you can see all kinds of Northwest Native Plants and an outstanding variety of birds, bugs and other 'livestock' native to our Pacific Northwest.



This is the logo from the website, located at <http://www.oregon-nativeplants.com/>. Here we show just a little of several articles the NPSO members of this chapter have written. See the site for the full articles.

Red Columbine (*Aquilegia formosa*) is a small, very colorful NW native perennial wildflower. Photo by JoAnn Onstott



⇒ More ⇒



Configure your computer to "hibernate" automatically after 30 minutes or so of inactivity. The "hibernate mode" turns the computer off in a way that doesn't require you to reload everything when you switch it back on. Allowing your computer to hibernate saves energy and is more time-efficient than shutting down and restarting your computer from scratch.

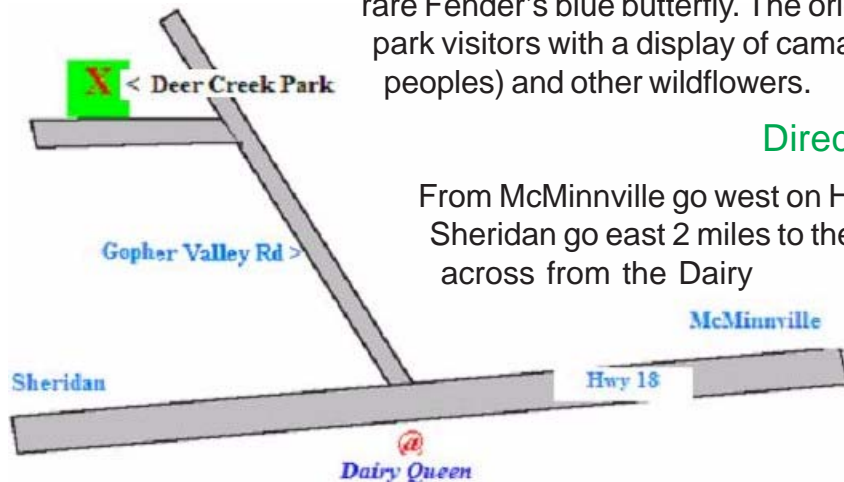
Out and About: Searching for Natives

Deer Creek Park

A small part of an article by Dave Hanson, Friends of Deer Creek Park


A nature lover's delight, this park contains the largest wet prairie ecosystem in the lower Willamette Valley. The tall-grass prairie at Deer Creek Park attracts regional attention each spring when both very rare and more common wildflowers burst into bloom. Located in Gopher Valley at the confluence of Cronin Creek and Deer Creek, this 30-acre park is one of the county's finest, with abundant picnic areas beneath a grove of 100 year-old Oregon ash.

In the 1990s this site was identified as one of the largest areas of wet prairie remaining in the Willamette Valley. A small colony of a rare, dry-prairie species *Lupinus sulphureus kincaidii* (Kincaid's lupine) was found in the upland portion of the prairie. Kincaid's lupine is a relict species from the ice age endemic to the Willamette Valley that serves as the host plant for the rare Fender's blue butterfly. The original ash grove has since awed park visitors with a display of camas (a staple food for native peoples) and other wildflowers.



Directions

From McMinnville go west on Hwy 18 for 11 miles or from Sheridan go east 2 miles to the Junction of Gopher Valley Rd, across from the Dairy Queen Resturant. Turn onto Gopher Valley Road and go 5.5 miles to the Park sign and a gravel road leading 1/4 Mile to the park.



Lupine photo by Jennifer Rehm. Kincaid's Lupine is the host plant to the beautiful Fender's Blue Butterfly (Photo from oregon.gov)

⇒ More ⇒



Clean the lint filter in the dryer after each use. Dry heavy and light fabrics separately and don't add wet items to a load that's already partly dry. If available, use the moisture sensor setting. (A clothesline is the most energy-efficient clothes dryer of all!)


Out and About: Searching for Natives

Airport Park

Part of an article by Marilyn Karbonski

Among the buildings and runways of the McMinnville airport sits the green oasis of Airport Park. Habitat for woodland plants and animals, the park includes 21 acres of woodland, and has two maintained trails, measuring 1/2 mile and 1 mile.

Beaver have transformed part of the creek that runs through the park. The series of dams that they have built hold the water back and form several small ponds. These ponds are fairly inaccessible and should be left undisturbed for the sake of the beaver.



Trilliums bloom in the early Spring, along with great carpets of the delicate flower, Spring beauty (*Cardamine nutallii* var. *nutallii*). Bright sunshiny spots of yellow wood violet (*Viola glabella*) are also found at this time.

Douglas-fir (*Pseudotsuga menziesii*), grand fir (*Abies grandis*), and big leaf maple (*Acer macrophyllum*) are a haven for birds—over 50 species have been observed here as well as insects, butterflies, snakes, newts, squirrels and even a Barn Owl live in this woodland habitat.! Other native plants include oceanspray (*Holodiscus discolor*) and hazelnut (*Corylus cornuta* var. *californica*), wild orchids, and several lily species including the exotic looking rice root lily (*Fritillaria lanceolata*), pale yellow fawn lily (*Erythronium oregonum*) and the uncommon dark pink fawn lily (*Erythronium revolutum*), Lady fern (*Athyrium filix-femina*) ninebark (*Physocarpus capitatus*).



Young Big Leaf Maple (*Acer macrophyllum*) in the rain, leaves folded slightly downward when raindrops fall, rather like an umbrella. When the rain stops the leaves stretch back out to dry. Nature is marvelous!

Photo by JoAnn Onstott

[⇒ More ⇒](#)



Set your thermostat in winter to 68 degrees or less during the daytime, and 55 degrees before going to sleep (or when you're away for the day). During the summer, set thermostats to 78 degrees or more.

Out and About: Searching for Natives



Native Plant Garden at McMinnville Library

From an article by Rob Tracey - Library's native plant garden, long labor of love published: May 22, 2004 McMinnville News Register

The library's native plant garden has now become well established. But have you ever wondered how it came to be in the first place and just what it attempts to demonstrate? The sign in front indicates it is a gift to the community from the Native Plant Coalition. But what is that and how did it come to be? Visit this lovely garden and see for yourself.

See wild rose, red flowering currant, Oregon grape, twinberry, mock orange, wild ginger, salal, oxalis, tall Oregon grape and others.

There are benches for relaxing and observing. An alder grove is growing there, and oak, incense cedar, Western red cedar, Western crabapple and blue elderberry, camas, red-flowering currant, checkermallow, monkeyflower, columbine, meadowrue, pearly everlasting, blue-eyed grass and numerous other perennials provide season-long color.



Rob Tracey, manager of the Natural Resources Conservation Service, was district conservationist for the Yamhill Soil & Water Conservation District from 1988 to 2002. He is a founding member of the local chapter of the Native Plant Society and has worked on the garden from design of the expansion to work parties.

Checkermallow and Western Red Cedar are two plants to see at this little-known native plant garden. Checkermallow
photo by Jennifer Rehm

⇒ More ⇒



Set the thermostat on your water heater between 120 and 130 degrees. Lower temperatures can save more energy, but you might run out of hot water or end up using extra electricity to boost the hot water temperature in your dishwasher.

Out and About: Searching for Natives

Native Plant Identification Class

Tuesday, June 26, 2007 1:00 PM - Tuesday, July 24, 2007 3:00 PM

Clackamas Community College instructor Elizabeth Howley will instruct students in the identification and garden use of plants native to the Pacific Northwest. Students will learn to use plant keys. The class will visit plants studied on the CCC main campus as well as several area gardens and parks.

Horticulture Department Clackamas Community College



Location: Clackamas Community College
Room: Clairmont 117
Address: 19600 S Molalla Ave
City: Oregon City
State: OR
Cost: \$ 72.00
Contact: Elizabeth Howley
Contact Phone: 503 657 6958 x2389
Contact Email: ehowley at clackamas.edu
Contact Department: Horticulture

Indian Plum
(*Oemleria erasiformis*)
Painting by Heidi D.
Hansen



⇒ More ⇒



Set your refrigerator temperature at 38 to 42 degrees Fahrenheit; your freezer should be set between 0 and 5 degrees Fahrenheit. Use the power-save switch if your fridge has one, and make sure the door seals tightly. You can check this by making sure that a dollar bill closed in between the door gaskets is difficult to pull out. If it slides easily between the gaskets, replace them.

Out and About: Searching for Natives



- Do you want to learn more about plants, growing things, and gardening?
- Are you eager to participate in a practical and intensive training program?
- Do you look forward to sharing your knowledge with people in your area?
- Do you have time to attend training and to complete volunteer work?

If you answered yes to these questions, check out the Oregon Master Gardener™ program!

Oregon State | Extension
UNIVERSITY | Service

Oregon's Master Gardener Program

Got time for a life-changing and enriching project? Consider becoming a Master Gardener. This program is offered in most states, it's been around for a long time and it gets better every year. See the website for details.



Oregon Master Gardeners at this year's gardening fair. The focus? Making a wildlife refuge with Northwest Native Plants!

<http://extension.oregonstate.edu/mg/program/index.php>

⇒ More ⇒



It may seem silly to say, but you can save a lot by wearing clothing appropriate to the weather. For instance when it's cold, wear a sweater and some sox. When it's hot, wear loose-fitting cotton clothing.

Out and About: Searching for Natives



CONVENTION & VISITORS BUREAU OF WASHINGTON COUNTY, OREGON

18th Annual Tualatin River Discovery Day

<http://www.wcva.org/event.php?eID=8408>

Presented by: Tualatin Riverkeepers

Event Time/Date: June 23, 2007, 09:00 AM to 03:00 PM

Event Description: Join the Tualatin Riverkeepers for the 18th Annual Tualatin River Discovery Day. Explore the wonders and tranquility of the Tualatin River as you paddle from Jurgens Park in Tualatin, meandering through beautiful rural surroundings into a more urban environment. At the end of the paddle, relax at a community fair and meet some of the people and organizations working to protect the Tualatin River watershed. This event is free but a donation at the registration desk would be appreciated. Call 503-620-7507 to register in advance.



Event Location: Jurgens Park – 17255 SW Jurgens Avenue (near SW Hazelbrook Road), Tualatin

For More Information: Tualatin Riverkeepers 503-620-7507
info@tualatinriverkeepers.org
<http://www.tualatinriverkeepers.org>

Willow and water plants in spring
Photo by Jennifer Rehm



⇒ More ⇒



Remember this at the office, too. Turn out or dim the lights in unused conference rooms, and when you step out for lunch. Work by daylight when possible. A typical commercial building uses more energy for lighting than anything else.

Out and About: Searching for Natives



Workshops by OSALT. Pre-registration is required for all workshops. All workshops are free and open to the public. To register, email naturescaping@yahoo.com or phone (503)797-1842. <http://www.osalt.org/events?details=true>

Naturescaping Site Planning Workshop

Date & Time: Sunday, June 10, 1pm - 5pm

Sponsor: East Multnomah Soil & Water Conservation District

Cost: FREE

Contact: Betty McArdle

Email: naturescaping@yahoo.com

Phone: 503-797-1842

Portland, OR

Naturescaping Workshops: Create beautiful landscapes, protect the environment and attract wildlife to your yard. Naturescaping is landscaping with native plants adapted to our climate and using environmentally-friendly gardening practices. Native plants are resistant to native pests and diseases, and require less watering and fewer, if any, chemicals.

There are three levels of Naturescaping for Clean Rivers workshops: Basic, Site Planning I, and Site Planning II. We require that you attend the Basic workshop before attending the Site Planning workshops. The Site Planning I workshop gives participants experience with steps involved in planning a project. Learn to measure your property, assess your lifestyle and garden style choice, determine site concept, and make site analyses. Also, work on a group design scenario. Taught by a landscape designer.

⇒ More ⇒



Blueblossom (*Ceanothus thrysiflorus*)
along a driveway, an evergreen edge.
Photo by Jennifer Rehm



In your clothes washer, set the appropriate water level for the size of the load; wash in cold water when practical, and always rinse in cold.

Out and About: Searching for Natives

Pest Management - Naturally



Date & Time: Thursday, June 21, 2007, 6-9 pm

Sponsor: OSALT

Cost: \$15 (see description)

Contact: Education Director

Email: education@osalt.org

Phone: (503) 263-8392

Canby, OR

An introductory class for those who want to know how to attract insect predators to their yards and farms. Learn the role of habitat in pest control, and how to attract the services of birds, bats, toads, frogs, snakes and worms.

Class fee is \$15 for the first person and \$10 for each additional person from the same household. No cheating, please.

To register, send your name, address, and e-mail and/or phone number, along with the class name and date, the name(s) of the people attending, and a check for the fee to:

OSALT Education
PO Box 1106
Canby, Oregon 97013



REGISTRATIONS MUST BE RECEIVED NO LATER THAN 7 DAYS BEFORE THE CLASS. Classes may be canceled by OSALT if minimum class size is not met. If class is cancelled, all fees will be returned in full.

This class takes place at Natural Harvest Farm, a 20-acre research and education center held in trust by OSALT. Natural Harvest Farm is south of Oregon City near Canby. For more about the farm, and directions, see www.osalt.org/natural_harvest_farm.html

⇒ More ⇒



Don't preheat or "peek" inside the oven more than necessary. Check the seal on the oven door, and use a microwave oven for cooking or reheating small items.

Out and About: Searching for Natives

Ducks in Your Backyard

Date & Time: Saturday, June 23, 2007, 9 am - 4 pm

Sponsor: OSALT

Cost: \$30 (see description)

Contact: Education Director

Email: education@osalt.org

Phone: (503) 263-8392

Canby, OR

Have you thought about raising chickens? Well, we suggest ducks! These native birds are easier to care for, bring a higher price for their eggs, and do a wonderful job of pest control and fertilization, and are fun besides. This class will cover breeds, care and flock health, shelter requirements, markets, marketing, and where to get birds.

Class fee is \$30 for the first person and \$25 for each additional person from the same household. No cheating, please.

To register, send your name, address, and e-mail and/or phone number, along with the class name and date, the name(s) of the people attending, and a check for the fee to:

OSALT Education

PO Box 1106

Canby, Oregon 97013

REGISTRATIONS MUST BE RECEIVED NO LATER THAN 7 DAYS BEFORE THE CLASS. Classes may be canceled by OSALT if minimum class size is not met. If class is cancelled, all fees will be returned in full.

This class takes place at Natural Harvest Farm, a 20-acre research and education center held in trust by OSALT. Natural Harvest Farm is south of Oregon City near Canby. For more about the farm, and directions, see www.osalt.org/natural_harvest_farm.html

⇒ More ⇒



American Cranberry Bush
(*Viburnum opulus* var.
americanum) Photo by JoAnn
Onstott



Wash only full loads in your dishwasher, using short cycles for all but the dirtiest dishes. This saves water and the energy used to pump and heat it. Air-drying, if you have the time, can also reduce energy use.

Out and About: Searching for Natives

Soils 101: An Introduction

Date & Time: Thursday, June 26, 2007, 6-9 pm

Sponsor: OSALT

Cost: \$15 (see description)

Contact: Education Director

Email: education@osalt.org

Phone: (503) 263-8392

Canby, OR

An introductory class for those who know little about soils, but who want to grow healthy plants without manufactured fertilizers and pesticides. Learn about the relationship of soil chemistry, biology and structure to healthy soils, and how healthy soils support healthy plants and animals. Learn how to build and maintain healthy, balanced soils.

Class fee is \$15 for the first person and \$10 for each additional person from the same household. No cheating, please. To register, send your name, address, and e-mail and/or phone number, along with the class name and date, the name(s) of the people attending, and a check for the fee to:

OSALT Education
PO Box 1106
Canby, Oregon 97013

REGISTRATIONS MUST BE RECEIVED NO LATER THAN 7 DAYS BEFORE THE CLASS. Classes may be canceled by OSALT if minimum class size is not met. If class is cancelled, all fees will be returned in full.

This class takes place at Natural Harvest Farm, a 20-acre research and education center held in trust by OSALT. Natural Harvest Farm is south of Oregon City near Canby. For more about the farm, and directions, see www.osalt.org/natural_harvest_farm.html

⇒ More ⇒



Snowbrush (*Ceanothus velutinus*)

The *Ceanothus* shrubs are valuable for their nitrogen-fixing abilities in the landscape as well as their beauty. What a great plant--it adds nutrients to the soil instead of taking them away!

Photo by JoAnn Onstott



Don't forget to flick the switch when you leave a room.

Out and About: Searching for Natives

Protecting Family Lands



Date & Time: **Wednesday, July 11, 2007, 6-9 pm**

Sponsor: **OSALT**

Cost: **\$15 (see details)**

Contact: **Education Director**

Email: education@osalt.org

Phone: **(503) 263-8392**

Canby, OR

Are you facing the challenges of passing family lands on to the next generation? Are you concerned that your family lands will be “developed” and destroyed? This class will explore various goals that land owners have, and the challenges to achieving them. We will discuss a number of approaches for passing gardens, farms, ranches, nurseries, forests and even habitat and riparian areas on to future generations. If you value your land and care about it's future, this class is essential for you.

Class fee is \$15 for the first person and \$10 for each additional person from the same household. No cheating, please. To register, send your name, address, and e-mail and/or phone number, along with class name and date, name(s) of the people attending, and a check for the fee to:

OSALT Education
PO Box 1106
Canby, Oregon 97013

Red Osier Dogwood (Cornus sericea ssp. stolonifera)
Photo by JoAnn Onstott

REGISTRATIONS MUST BE RECEIVED NO LATER THAN 7 DAYS BEFORE THE CLASS. Classes may be canceled by OSALT if minimum class size is not met. If class is cancelled, all fees will be returned in full.

This class takes place at Natural Harvest Farm, a 20-acre research and education center held in trust by OSALT. Natural Harvest Farm is south of Oregon City near Canby. For more about the farm, and directions, see www.osalt.org/natural_harvest_farm.html

⇒ **More⇒**



Use compact fluorescent light bulbs.

Out and About: Searching for Natives

Seed Saving

Date & Time: Thursday, August 16, 2007, 6-9 pm

Sponsor: OSALT

Cost: \$15 (see description)

Contact: Education Director

Email: education@osalt.org

Phone: (503) 263-8392

Canby, OR

The best seed you will ever get comes from your own plants. In this class for those new to seed saving, you will learn how to save seeds from your own plants, what to do to produce good seed, how to harvest, store and test seed. Requirements and techniques for breeding improved varieties will also be discussed. Class fee is \$15 for the first person and \$10 for each additional person from the same household. No cheating, please.

To register, send your name, address, and e-mail and/or phone number, along with the class name and date, the name(s) of the people attending, and a check for the fee to:

OSALT Education
PO Box 1106
Canby, Oregon 97013

REGISTRATIONS MUST BE RECEIVED NO LATER THAN 7 DAYS BEFORE THE CLASS. Classes may be canceled by OSALT if minimum class size is not met. If class is cancelled, all fees will be returned in full.

This class takes place at Natural Harvest Farm, a 20-acre research and education center held in trust by OSALT. Natural Harvest Farm is south of Oregon City near Canby. For more about the farm, and directions, see www.osalt.org/natural_harvest_farm.html

Fireweed (*Epilobium lanatum*)
Save the seeds of this perennial.
Add a handful of wood ash to the
planting hole. Photo by Jennifer
Rehm



⇒ More ⇒



Drive sensibly. Aggressive driving (speeding, rapid acceleration and braking) wastes gasoline.

Out and About: Searching for Natives



21st Annual Great Blue Heron Week

May 30th June 10th, 2007

Celebrating Parks, Natural Areas and Clean Water

Each year since Portland City Council adopted the Great Blue Heron as the official city bird in 1986, the city and the metropolitan region have celebrated the heron as a graceful, majestic symbol of the region's commitment to maintaining access to nature in the heart of the city.

Great Blue Heron Week is an opportunity to celebrate both our successes and future challenges. Climb into a canoe or kayak, hop on a bicycle or stroll on foot through our growing system of trails and greenspaces. See <http://www.audubonportland.org/events/gbheron/> for details.



Spirit of Place

*Out of their loneliness for each other
two reeds, or maybe two shadows, lurch
forward and become suddenly a life
lifted from the dawn to the rain. It is
the wilderness come back again, a lagoon
with our city reflected in its eye.
We live by faith in such presences.*

*It is a test for us, that thin
but real, undulating figure that promises,
'if you keep the faith I will exist
at the edge, where your vision joins
the sunlight and the rain: heads in the light,
feet that go down in the mud where the truth is.*

William Stafford, Oregon Poet Laureate

➔ More ➔



Use sunlight wisely. During the heating season, leave shades and blinds open on sunny days, but close them at night to reduce the amount of heat lost through windows. Close shades and blinds during the summer or when the air conditioner is in use or will be in use later in the day.

Out and About: Searching for Natives



Cattails in a tiny pond in a Corvallis shopping center parking lot attracts many duck visitors. Photo by Jennifer Rehm

Wild in the City: Exploring The Lower Willamette River by Kayak, Bike, and Foot

Continuing our ongoing series focusing on the lower Willamette River, from the Canby Ferry to the river's confluence with the Columbia River, Mike Houck, Urban Naturalist and Director of the Urban Greenspaces Institute, Bob Sallinger, Director of Portland Audubon Society's Urban Conservation Program, and Jim Labbe, the Society's Urban Conservationist will lead *Wild On The Willamette*, *Wild In The City* bicycle, kayak, and hiking tours during the fall and winter. These trips will feature sites highlighted in *Wild on the Willamette*, *Exploring the Lower Willamette River* and *Wild in the City*, *A Guide to Portland's Natural Areas* and will focus on current city and regional efforts to improve water quality and fish and wildlife habitat on the river's main stem and in its tributary streams. See <http://www.audubonportland.org/> for more info.



Volunteer Orientation

When: Jul 26, 2007 from 06:00 PM to 07:30 PM

Learn more about the Audubon Society of Portland, get details about current volunteer opportunities, meet staff members, and hear about the exciting benefits of volunteering. The next orientation will be held July 26 at 6pm in Heron Hall (Audubon House). Contact Deanna Sawtelle with questions: volunteercoordinator@audubonportland.org or 503.292.6855 ext 111

⇒ More ⇒



Keep the fireplace damper closed when the fireplace is not in use. Closing the damper prevents up to 8% of furnace-heated air from going up the chimney.

Out and About: Searching for Natives

OREGON GARDEN 2007 SUMMER CONCERT SERIES

The Wooden Nickel 2007 Summer Concert Series

For more information, click [here](#). July 12th concert TBA.

Sit, relax, and let time melt away while enjoying evening music in a natural, outdoor setting framed by 200-year-old Oregon oaks.

Kelly Thibodeaux & the Etouffee Band, High Street

Tuesday, July 3rd - 7pm



Silverton Residents: \$10, Non-Residents: \$15

Etouffee Combines red hot fiddle, shufflin' rhythm and blues, and kickin' Southern rock to create an exciting new sound known as Swamp Rock. This is music that will roll you down Bourbon Street or lead you into the darkest swamps, music so eminently danceable almost no one - young or old - can resist.

Big Bad VooDoo Daddy, Thursday, July 19th - 7pm

Oregon Garden Members : \$17.55, Non-Members: \$19.50

In 1989, Morris decided to launch a three-piece Jazz, Blues and Swing Combo. Through the years they have picked up five more amazing musicians, and toured all around the World. Getting ready to release their 4th CD in July, Big Bad VooDoo Daddy continues to prove why they are the best at what they do.

George Clinton

Thursday, July 26th - 7pm

Oregon Garden Members : \$24.30, Non-Members: \$27.00

George Clinton is one of the greatest innovators of urban based soul, rock and funk over the last forty years. Now George has created his own label, The C Kunspeyuhzy that will release George's first studio album in ten years, followed by solo recordings by individual members of the P-Funk empire. He also plans to release a collection of Parliament-Funkadelic, and P-Funk All Stars live recordings gleaned from board tapes. ➡ [More](#) ➡



Container in the Lewis & Clark display at the Oregon Garden.
Photo by Jennifer Rehm



Clean furnace filters monthly. Dirty filters restrict airflow and increase energy use. Keep the furnace clean, lubricated and properly adjusted to save up to 5% of heating costs.

Out and About: Searching for Natives



BeauSoleil avec Michael Doucet, The Subdudes Thursday, August 2nd - 7pm

Oregon Garden Members : \$21.15, Non-Members: \$23.50

Since forming in 1975, Grammy winners BeauSoleil have claimed their undisputed role as the most esteemed cajun group in music. Michael Doucet with BeauSoleil take the rich cajun traditions of Louisiana and artfully blend elements of zydeco, New Orleans jazz, Tex-Mex, country, blues and more into a satisfying musical recipe. From the Grand Ole Opry to Newport Folk, from concert hall to dance floor, the music of BeauSoleil continues to captivate audiences the world over.

The Subdudes with exquisite vocal interplay and unique elements like Malone's slide, Magnie's accordion and Amedee's brushed and hand-struck tambourine, the subdudes established themselves as a treasure trove of blues, folk, R&B, country, cajon, funk, gospel, and rock'n'roll. They made four studio albums for High Street Records.

Evening Primrose (*Oenothera hookerii*) at the Oregon Garden. Photo by Jennifer Rehm

Poison

Wednesday, August 8th - 7pm

Oregon Garden Members : \$39.15, Non-Members: \$43.50

Poison exploded out of the LA club scene and into the national stage in 1986. Their independent debut album, Look What The Cat Dragged In was a multi-platinum Top Ten smash. Poison had become a household name by the summer of 1987 with MTV and radio success of the singles "Cry Tough," "Talk Dirty To Me," "I Want Action," and "I Wont Forget about You". Poison recorded two other chart topping albums with songs that included "Nothing But a Good Time," "Fallen Angel," and their first #1 Single "Every Rose Has It's Thorn" Because of the constant touring and over the top, no-holds-barred stage shows, Poison has formed one of the most loyal fans bases in the world.

Ted Nugent

Thursday, August 16th - 7pm

Oregon Garden Members : \$30.60, Non-Members: \$34.00



[⇒ More ⇒](#)



Use an automatic timer to help you avoid leaving the holiday lights on all night or during the daylight hours. Make sure that the timer is rated to handle the total wattage of the lights.

Out and About: Searching for Natives

Other Oregon Garden Events

Saturday, June 9 – 2007 Spring Plant & Garden Art Sale

9am – 10am Members Only Pre-Sale, **10am – 4pm** Open to the Public

It's time to gear up for The Oregon Garden's Spring Plant & Garden Art Sale! Thanks to better PR, a bigger advertising budget and more stability within the structure of The Oregon Garden, this year's sale is looking better than ever.

Specialty plants from Willamette Valley growers and garden art by local artisans will be on sale at this spring event. Make sure to come early for the best selection during the special pre-sale for Oregon Garden members. If you aren't already a member, click [here](#) to sign up, or come early and join at the sale.

Location: J. Frank Schmidt, Jr. Pavilion at The Oregon Garden

Cost: Free

Contact: [Rita Horter](#), Administrative Assistant, 503-874-8100

Saturday, June 30 – Saturday 4 Kids

11 am - 3 pm

Become a Nature Master at Saturday 4 Kids. Take part in fun hands-on activities in the Children's Garden.

Cost: Free with Garden Admission.

Contact: [Cindy Quam](#), 5th Grade Program Coordinator, 503-584-7256



Sculpture at sunset from the Lewis & Clark display at the Oregon Garden.



⇒ More ⇒



Use trees and other plants to help shade your home if needed to help reduce cooling costs.

Out and About: Searching for Natives



SAVE THE DATE!

2007 24th Annual OSU Extension Gardener Mini-College

August 1-4, 2007

OSU Alumni Center - Corvallis, OR

Join OSU Extension Service Master Gardeners and interested gardeners from across the state for a 3-night 4-day learning vacation. Conference includes an optional Leadership Forum, a Wednesday night kickoff dinner, two days of classes packed with valuable and interesting gardening information, an evening of garden tours, a celebration banquet and hands-on workshops on Saturday morning. This yearly event also features an OSU Bookstore, silent auction, displays of MG Chapter activities and much, much more. Full registration including dorm housing, meals and classes is \$255. One and two day commuter and meal packages are also available.

Registration packets will be mailed to all members of the Oregon Master Gardeners Association including the class of 2007 in early June and will be available on the statewide MG website: <http://extension.oregonstate.edu/mg>

Click on events. Bring your gardening friends and we will see you there!

Tiger Lilies (Lilium columbianum)
Photo by Rory Nichols




⇒ More ⇒



Use windbreaks—tree and/or shrub plantings—around your home if needed to help reduce heating costs.

Out and About: Searching for Natives



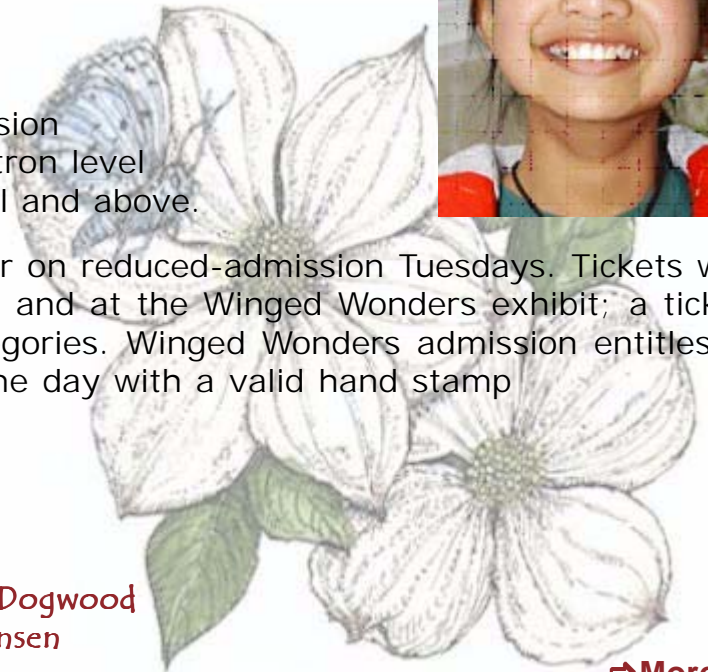
Grand Opening Weekend - June 2, 2007
Exhibit open through Labor Day

Our walk-through butterfly aviary is back by popular demand! The exhibit will be filled with no less than 450 butterflies at any time. The exhibit will also feature approximately 3900 trees and other plants representing more than 80 varieties. About 70 percent are annuals and perennials.

Admission Rates:

\$2 general admission
\$1 school group individual admission
\$1 for all OZF members up to Patron level
Free for OZF member Patron level and above.

There is no discount for groups or on reduced-admission Tuesdays. Tickets will be sold/issued at the entry gates and at the Winged Wonders exhibit; a ticket is required for all admission categories. Winged Wonders admission entitles the individual to re-enter the same day with a valid hand stamp



Our Butterfly Photography classes are back! Sign up now.

<http://www.oregonzoo.org/Butterfly/main.htm>

Spring Azure butterfly with Pacific Dogwood
(*Cornus nuttallii*) by Heidi Hansen

⇒ More ⇒



Conserve water along with energy for a more sustainable landscape. Choose the right native plant for the natural environment of your garden. Work with nature instead of fighting it.

Out and About: Searching for Natives



[SITE MAP](#) | [ABOUT US](#) | [HIKES & EVENTS](#) | [PRESS ROOM](#) | [DONATE](#)

OREGON WILD®

formerly Oregon Natural Resources Council (ONRC)

http://www.oregonwild.org/hikes_events

Join Oregon Wild for FREE hikes and events year-round

A calendar of upcoming hikes and other events such as kayaking, mushroom identification and Oregon Wild Wednesday.

Hikes

Oregon Wild's expert staff lead free outdoor adventures around the state throughout the year! Join us to experience and learn more about Oregon's spectacular wild places.



Space is limited so RSVPs are required. Rendezvous and carpool details are provided upon RSVP.

If you like to get outside and enjoy Oregon's wildlands on your own, check out our list of suggested hikes.

Events

Oregon Wild organizes free slide shows, guest lectures, and workshops all around the state. Please join us at our upcoming events! Here are just a couple—see their website for full list—way too many to print here.

Eagle Creek Wildflower and Plant ID Hike (Columbia Gorge, from Jun 07, 2007 08:30 AM to Jun 07, 2007 05:30 PM)

Join Oregon Wild's Wendell Wood for a leisurely wildflower and plant identification hike in one of the most lush areas of the Columbia Gorge (Moderate, 4.5 miles, 600 ft elev gain)

Columbia River Gorge: Wildflowers and Waterfalls Hike (Columbia Gorge, from Jun 09, 2007 08:30 AM to Jun 09, 2007 05:30 PM) Oregon Wild's naturalist Wendell Wood leads you on a leisurely hike to waterfalls while sharing his knowledge of the area's wildflowers (Moderate, 3.3 miles, 780 foot elev. gain)

[⇒ More ⇒](#)



Outdoor lights that are left on all night can add unnecessary waste energy and disturb wildlife. You can safely and efficiently light the outside of your home by installing light fixtures that are activated by motion sensor or a timer. These devices will keep areas well lit when you need them to be while reducing your energy bill

Out and About: Searching for Natives

Wilderness Week 2007

Your guide to free hikes and events from June 23 through July 1, 2007.

Celebrate your wild side this summer by exploring Oregon's wildlands and rivers with the people who know them best! Oregon Wild and our statewide conservation partners are leading **over three dozen FREE hikes and events**—including a free whitewater rafting trip!

Portland Area Hikes and Events

June 20th - Wilderness Week Kick Off
June 23rd - Elkhorn Ridge Hike
June 23rd - Clackamas Trail Restoration
June 23rd - Wahclella Falls Family Hike
June 23rd - Oak Grove Fishing Trip
June 24th - Boulder Lake Hike
June 24th - Lost Lake Family Hike
June 24th - Cloud Cap Hike
June 24th - Tamanawas Falls Hike
June 24th - Pansy Lake Hike
June 25th - Fifteenmile Creek Hike
June 26th - Pup Creek Falls Hike
June 27th - Eagle Creek (Clackamas) Hike
June 27th - Herman Creek (Gorge) Hike
June 28th - Multnomah Basin Wildflower Hike
June 29th - Roaring River Roadless Hike
June 29th - Wahclella Falls Family Hike
June 30th - Angel's Rest to Wahkeena Wildflower Hike
June 30th - Serene Lake Fishing Trip




Central Oregon Hikes and Events

June 23rd - Upper Middle Fork Willamette Hike
June 24th - Brike Creek Family Hike
June 25th - Metolius River Hike
June 27th - Wild Rogue Presentation
June 29th - Lookout Mountain Hike
June 30th - Chucksney Mountain Hike
June 30th - Spring Basin Hike
July 1st - Tidbits Mountain Hike
July 1st - Opal Creek Ancient Forest Hike
July 1st - Badlands Natural History Hike

Southern Oregon Hikes and Raft Trip

June 23rd - Cougar Bluffs Hike
June 23rd - Wild Rogue Hike
June 24th - Raft the Wild Rogue
June 24th - Boccard Pt. to Dutch Oven Creek Hike
June 26th - Siskiyou Crest Evening Hike
June 28th - Last Creek Hike
June 30th - Bulldog Rock Hike
July 1st - Boccard Pt. to Little Pilot Rock Hike
July 1st - Kalmiopsis Wildlands Hike



Experience Oregon's threatened wildlands— the special places that are an important part of what makes Oregon a great place to live, work and raise a family.

[⇒ More ⇒](#)



The frost and ice that builds up in your freezer over time does more than make it hard to get to your ice cream - it also causes your freezer to work harder to keep the freezer at a cold temperature. By routinely defrosting your freezer, you can keep your ice cream cold and the planet cool.

Out and About: Searching for Natives

Flora Northwest

Wildflowers to be Seen in Oregon & Washington

Last Updated on 12/20/2006.



Currently Blooming Wildflowers in Oregon & Washington

We may have saved the best for last. Here's a website from one of Oregon's most devoted wildflower lovers. He's a teacher at a local school and a fantastic photographer. For many years we've admired his camera work and this website tells what I am sure are just a few of the places where he's discovered the Northwest's vast assortment of native blooms. Mr. Slichter gives us not only areas where the wild ones grow, but also links to other websites and times the flowers may be seen. Beautiful!


A note from our favorite teacher:

You will find below the current link to my E-mail. I will try to answer inquiries as quickly as I can, but please be aware that I'm an over-worked teacher and am not always able to respond.

pslichte@teleport.com

Paul Slichter

See this amazing site here: <http://ghs.gresham.k12.or.us/science/ps/nature/bloomtime/bloomtime.htm>




Elkhorns Clarkia

⇒ More ⇒



Using cruise control on the highway helps you maintain a constant speed and, in most cases, will save gas.

Out and About: Searching for Natives



Chief Seathl
(c. 1786 - June 7, 1866)

A few final words about your summertime adventures. Even when you're in the midst of the wilderness, there are still rules. First Nations peoples lived and cared for this land for centuries before the pioneers trekked here and long before others ventured here from other parts of the world. The great Northwestern United States is a unique piece of the globe. We are blessed with majestic mountains, rivers that flow from the snowcaps to the sea, wildlife of every sort and plants from tiny to gigantic. Through mishandling and not knowing any better, we've lost some of this, probably forever. But through awakening awareness and caring we are making strides to stop our destructive ways and learning gentler and wiser paths. Remember the words of Chief Seattle:

- ❖ *Take only memories, leave nothing but footprints.*
- ❖ *There is no quiet place in the white man's cities. No place to hear the unfurling of leaves in spring, or the rustle of an insect's wings. But perhaps it is because I am a savage and do not understand. The clatter only seems to insult the ears.*
- ❖ *You must teach your children that the ground beneath their feet is the ashes of your grandfathers. So that they will respect the land, tell your children that the earth is rich with the lives of our kin. Teach your children what we have taught our children, that the earth is our mother. Whatever befalls the earth befalls the sons of the earth. If men spit upon the ground, they spit upon themselves.*
- ❖ *Man does not weave this web of life. He is merely a strand of it. Whatever he does to the web, he does to himself.*
- ❖ *Earth does not belong to us; we belong to earth.*



Make sure the lights are off when the air conditioning is on. It's always a good idea to turn off unused lights – you'll save energy and money. But it's especially smart when it's hot outside. Lights, appliances and tools generate heat and make your air conditioner work harder – and that costs you money.

Answers to Squirrel Facts Quiz

1. Squirrels come from the scientific family Sciuridae, with chipmunks and woodchucks. What does this scientific name mean in its original language?

Correct Answer: Shadow tail

2. What language does this scientific name come from?

Correct Answer: Greek

3. Which of these is not one of our common varieties of squirrel?

Correct Answer: Pecan Squirrel

4. What species is the Black Squirrel a variant of?

Correct Answer: Eastern Gray

5. What is a squirrel's most usual hiding spot for nut caches?

Correct Answer: Underground

6. If a squirrel senses danger, how does it warn other squirrels?

Correct Answer: By screeching

7. True or false: squirrels have been known to eat frogs and birds

Correct Answer: True

8. True or false: squirrels will frequently return to a house if they have been fed there before

Correct Answer: True

9. What important institution has been brought to a halt by squirrels?

Correct Answer: NASDAQ

10. What animals does squirrel meat substitute for in recipes?

From Sparky: EEEEW! WARNING!!!! If you answered this question at all you automatically fail the quiz!

(Correct Answer: Chicken or Rabbit)

11. What university founded the Albino Squirrel Preservation Society?

Correct Answer: University of Texas

12. What are squirrels sometimes referred to as?

Correct Answer: Tree rats



Painting by
Heidi D. Hansen

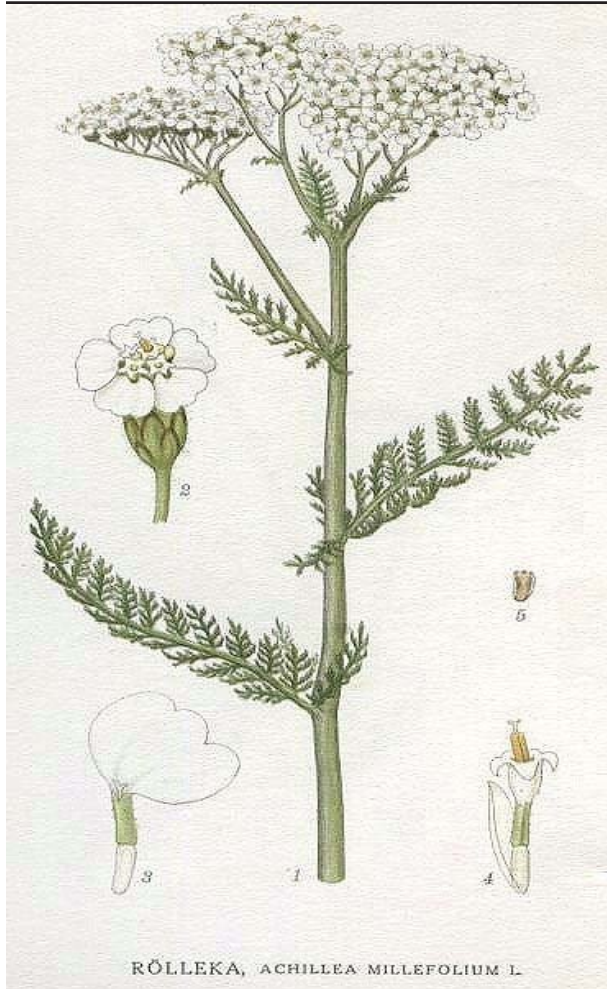
How did you do? Remember, this quiz is from ExpertRating.com and none of the answers are verified. In fact, I think some of them are wrong but it is an interesting set of questions and we include it here to spark those curiosity buds that we two-leggers seem to be born with. I'm sure Sparky will have something to say about it next month!



Useful Native Plant Info on the Web

Here is a good collection of web data bases that will be useful to professional growers and all native plant gardeners. This list is from a larger list compiled by Lawyer Nursery in 2002 and published in one of their flyers. I wish to thank them for this public service.

Wally



American Bonsai Society

http://www.absbonsai.org/abs_home.html

Bonsai web

<http://www.bonsaiweb.com>

Portal of links to educate about the art of bonsai.

CalPhotos

<http://elib.cs.berkeley.edu/photos/>

Over 33,000 plant images from the University of California, Berkley

Cornell University online grafting course

<http://instruct1.cit.cornell.edu/courses/hort494/graftage/hort494.index.html>


Fire effects on plant species

<http://www.fs.fed.us/database/feis/>
USDA, Forest Service site.

Achillea millefolium (Common Yarrow)

⇒ More ⇒

Useful Plant Databases on the Web, Continued



Flora of North America Web Site

<http://hua.huh.harvard.edu/FNA/>

Taxonomic relationships, distributions, and morphological characteristics of all plants native and naturalized found in North America.

Forest Types of the United States

<http://forestry.about.com/library/tree/bltypdex.htm>

Maps of the most common forest types.

Forestry index

<http://forestryindex.net/>

Links to news & info on the forestry industry.

Growit.com Rooting Database

<http://www.growit.com/Know/Rooting.htm>

"Extensive information on rooting cuttings of woody plants, organized by botanical name. Developed for commercial growers."

ModernBackyard

<http://www.modernbackyard.com>

Landscape architecture provides exceptional, affordable landscape design online.

The Native Plant Network

<http://nativeplants.for.uidaho.edu/network/>


Information on how to propagate native plants of North America.

<http://www.portlandonline.com/bes/index.cfm?c=32142>

Chimaphila umbellata (Pipsissewa)

⇒ More ⇒

Useful Plant Databases on the Web, Continued



Portland Bureau of Environmental Services

<http://www.portlandonline.com/bes/index.cfm?c=29323>

Oregon's Clean River Agency website full of wonderful information about caring for our earth. Download their Native Plant Poster, plant list and brochure on removing invasive plants at

River Corridor and Wetland Restoration

<http://www.epa.gov/owow/wetlands/restore/>

Environmental Protection Agency (EPA) site

Soils

<http://homepages.which.net/~fred.moor/soil/links/10102.htm>

A website about soil fertility, chemistry, and pH with many interesting links.

Soil Science Society of America

<http://www.soils.org/>

Website for soil science professionals. Offers information and links.

Woody Plant Seed Manual

<http://www.wpsm.net/>

Manual by the US Forest Service covering seed biology, genetic improvement of forest trees, seed testing, certification of tree seeds and other woody plant materials, and nursery practices.

Linnaea borealis (Twinflower)



Personal notes from Wally



Twinflower (*Linnaea borealis*)
Photo by JoAnn Onstott



Again, the awesome summer season is here – A time to relax a bit after the frantic Spring. My gardens crowd up against my office window – cedars, willows, Garry Oaks, Douglas Firs and on and on.

I read again (and again) a poem by one of my heroes – Rudyard Kipling – “The Glory Of The Garden.” Kipling wrote about English Gardens but all Gardens are glorious, especially Native Plant Gardens.

All societies of all ages and beliefs recognized the deep down, emotional relationship of man (male and female) and gardens. Many religions are based on the Old Testament – The Garden of Eden - Adam, the original Gardener. It is healing, relaxing, comforting and fills a basic genetic need that goes back through time to the beginning.

Here is a selected quote from “The Glory Of The Garden.”


*“There’s not a pair of legs so thin, there’s not a head so thick,
There’s not a hand so weak and white, nor yet a heart so sick.
But it can find some needful job that’s crying to be done,
For the Glory of the Garden glorifieth every one.”*

“ . . . Then seek your job with thankfulness and work till further orders.”

Good luck!
Wally



NOTICE: NURSERY IS CLOSED



In November 2010,
Wallace W Hansen NW Native
Plants
Native Plant Nursery and Gardens

Many thanks to all our gardening friends
for your interest in the native plants of
the Pacific northwest. It has been our
pleasure to serve you.

.....

www.nwplants.com

Our website, www.nwplants.com, is no
longer commercial. Our goal is to continue
Wally's legacy of generating interest, even
passion, in the magnificent native plants of
the Pacific Northwest through information
and illustration.

Good luck! Good gardening!

.....

Sword Fern at Silver Creek
Regal prehistoric ferns, lush and green, hardy,
beautiful.